



Fort Rodd Hill and
Fisgard Lighthouse
National Historic Sites



Parks
Canada

Parcs
Canada

Canada



Welcome to **FORT RODD HILL AND FISGARD LIGHTHOUSE!**

Explore a fort that protected the people of Victoria and the nearby navy base. Investigate the oldest lighthouse on Canada's west coast, where keepers faithfully kept a lamp burning every night to protect ships and sailors. Venture into the beautiful surrounding area; Parks Canada's Species at Risk program protects endangered plants and animals here! Have fun exploring these beautiful places and their fascinating stories.

1 - **Complete 5 out of 10 activities** in this booklet.

2 - Once you are done, fill out the certificate at the back and bring your booklet to the **Visitor Centre** or the **Entrance Kiosk** to receive a **special Parks Canada souvenir**.

3 - Continue exploring other Parks Canada special places.

The activities will be easier and more fun to do with help from a grown-up. Show him or her your book to **get started on your adventures!**

THIS
BOOKLET
BELONGS TO




TAKE A WALK


I SPY


Visit these places and check them off as you go.

Circle your favorite place.





Fisgard Lighthouse 


Beach 


Belmont Battery 

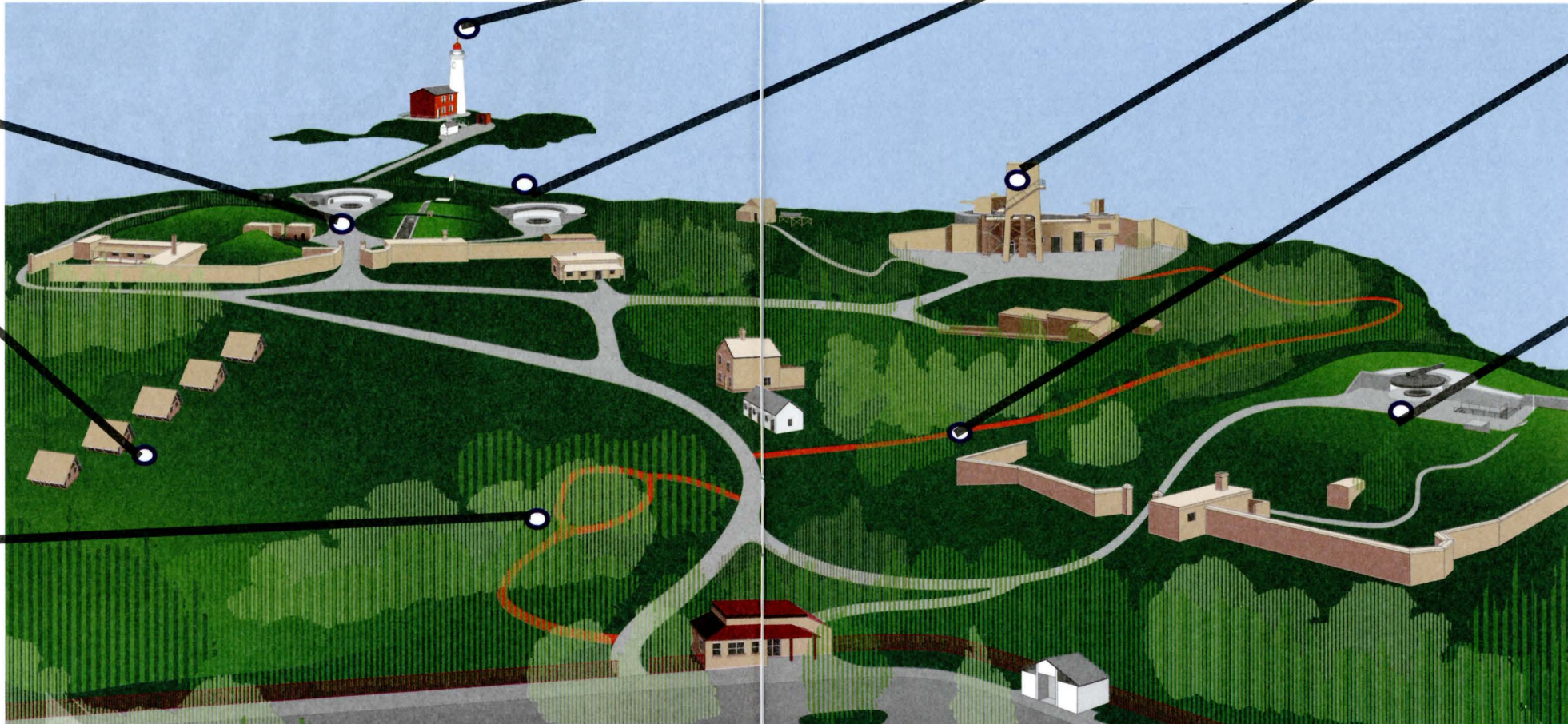
Historic Nature Trail 

Upper Battery 

Lower Battery 

oTENTiks 

Garry Oak Learning Meadow 




REMEMBER



MEMORIES

Exploring Fort Rodd Hill and Fisgard Lighthouse is always more fun with friends and family. Remember this trip by drawing yourself with any friends or family that came with you today. Be sure to include your favourite place from the site in your picture as well!



CREATE YOUR OWN




TOP BRASS

The disappearing gun that sits in Upper Battery has been here since 1897! This gun was stamped to show that it is the property of the Queen of England.

Find the crest of Queen Victoria on top of the gun.


Place your paper over the crest. Angle your pencil to take a rubbing.



FIND IT

ERRATIC EXPLORING!

Climb up on the huge rock in the field and stretch out. This rock is called an erratic. Thousands of years ago a glacier dragged it here from 110 km to the north.



The rock has seen this place as Coast Salish land, a farm, a military fort, and now a Parks Canada historic site.

Try clapping your hands. Listen to the echo from the concrete wall protecting Lower Battery.

IMAGINE

CANTEEN CATERING

The canteen was a place where soldiers could relax with their friends and buy something to eat. During wartime, it was very important that they didn't discuss anything about the military, in case a spy was listening! Can you find the posters that warned soldiers not to talk about their jobs?

Many of the foods served in the canteen were considered a treat. Which would you want to try?

Menu

- Pickled eggs
- Pickled pigs' feet
- Neilson's Burnt Almond chocolate bar
- Ginger beer in stone bottles
- Finnan haddie (smoked haddock poached in milk)
- Hot fruit



GO INVESTIGATE

SHELLING AT THE BEACH

She sells seashells by the seashore.

Try saying that three times fast!



Look for bits of shells on the beach just before the Lighthouse. How many can you find? Why do you think these shells are broken into pieces?

First Nations used this beach to dig for different types of clams and to collect oysters. How many different types of shells can you see?

Much later, soldiers patrolled along this beach and lighthouse keepers explored. Today, a Parks Canada Xplorer is here (that's you!).




PSST! Remember to leave all the shells for the next Xplorer to find....

GO PLAY

CHECK(ER) IT OUT!

Challenge your friend or parent to a friendly game of checkers! This was the video game for children living in the Lighthouse from as early as 1860!

Head into Fisgard Lighthouse, and search for the checkerboard. (Hint: It is somewhere in the second room)



Set the board up with your colour pieces on the dark squares. Take turns moving forward on dark squares only. If the other player's piece is in the way, you can jump it, and then remove it from the board. Try to get your pieces to the other side.

CHECK IT OUT




KEEPING TABS (AT THE LIGHTHOUSE)

Would you make a good lighthouse keeper? Climb to the second floor of Fisgard Lighthouse and find out!

Lighthouse keepers had to be very observant! The keepers at Fisgard were there to help guide the ships trying to get into Esquimalt Harbour.

Peer through the big telescope and have a good look around. Then fill out this logbook, just like the keepers did 150 years ago.



SEARCH FOR



INTO THE WOODS

Take a walk along the Historic Nature Trail, and see if you can spot examples of the following things that make a home in the forest. Check the items off as you find them!



Sword Fern

These plants like moist soil and shady areas...I think you're on the right track!



Arbutus Tree

Look for the metal gate and follow the path to find this tree with peeling bark!



Oregon Grape

You'll see yellow flowers in the spring and dark purple berries in the summer.



Douglas Fir Tree

Look up. Some of these trees have a weird haircut - check the trail sign that tells the story!



Old Man's Beard

This lichen often hangs from tree branches and looks like an old man's beard.

GO INVESTIGATE

SENSES WORKING OVERTIME

Head into the Garry Oak Learning Meadow. Take a seat on the Red Chair and give your senses a workout! Write down what you discover.



Sight: Bird or other animal homes ...



Smell:
Flowers?
Rich Soil?



Touch: The bark of the trees...



Taste: What looks tasty?



Sound:
Wind?
Bees? Birds?

MORE THINGS TO DO

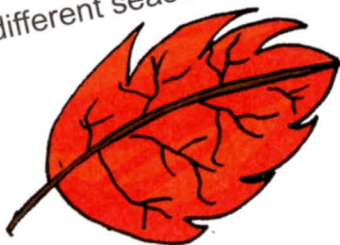
There are many more things to do at Fort Rodd Hill and Fisgard Lighthouse. Here are some ideas for the next time you visit.

Have a picnic on the main field!




Play a video game at the lighthouse!

Come back and see the historic sites in a different season!



Attend a special event!

Take a picture (or 10)!



Celebrate your birthday!



Join one of volunteer programs!



Follow
@FortRoddFisgard
on Twitter!



Check us out at
[https://www.facebook.com/](https://www.facebook.com/FortRoddFisgardNHS)
FortRoddFisgardNHS



Fort Rodd Hill and
Fisgard Lighthouse
National Historic Sites



IS AN OFFICIAL PARKS CANADA XPLORES

date

staff



Parks
Canada

Parcs
Canada

Canada

CAN YOU HELP US OUT ???

COMPLETE THE FOLLOWING COMMENT CARD QUESTIONS

PLEASE RETURN THIS PAGE TO THE ENTRANCE KIOSK. THANKS FOR YOUR HELP!



1. While completing your Xplorers booklet, was it (Circle your answer.)

Crazy Fun



Fun



Kinda Fun



Not so much fun



Booorinnng



2. Were the activities (Circle your answer.)

Too Easy



Easy



Just Right



Hard



Too Hard



3. Which 3 activities did you like best? (Circle your answers.)

I Spy

Memories

Top Brass

Eratic Exploring

Canteen Catering

Shelling at the Beach

Check(er) it Out

Keeping Tabs

Into the Woods

Senses Working Overtime

4. How old are you? (Circle your answer.)

Under 6

Between 6 and 8

Between 9 and 11

12 and older

5. Did you attend a special event at Fort Rodd Hill?

Yes

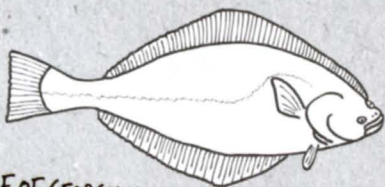
No

If yes, what event did you attend? _____

6. What do you want to do when you come here next?



YOUR MISSION:



GULF OF GEORGIA CANNERY
NATIONAL HISTORIC SITE

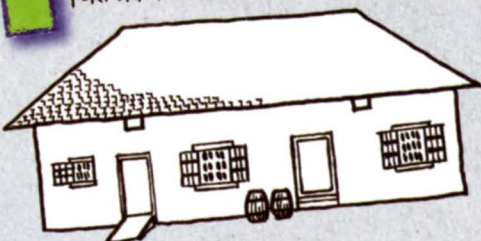
GULF ISLANDS
NATIONAL
PARK RESERVE



PACIFIC RIM NATIONAL
PARK RESERVE



FORT ST JAMES NATIONAL HISTORIC SITE



FORT LANGLEY NATIONAL HISTORIC SITE

LIKE TO XPLORER??



YOU CAN HAVE FUN IN LOTS OF
OTHER PARKS CANADA PLACES!

GO TO

PARKSCANADA.GC.CA/XPLORERS

TO SEE WHERE THEY ARE