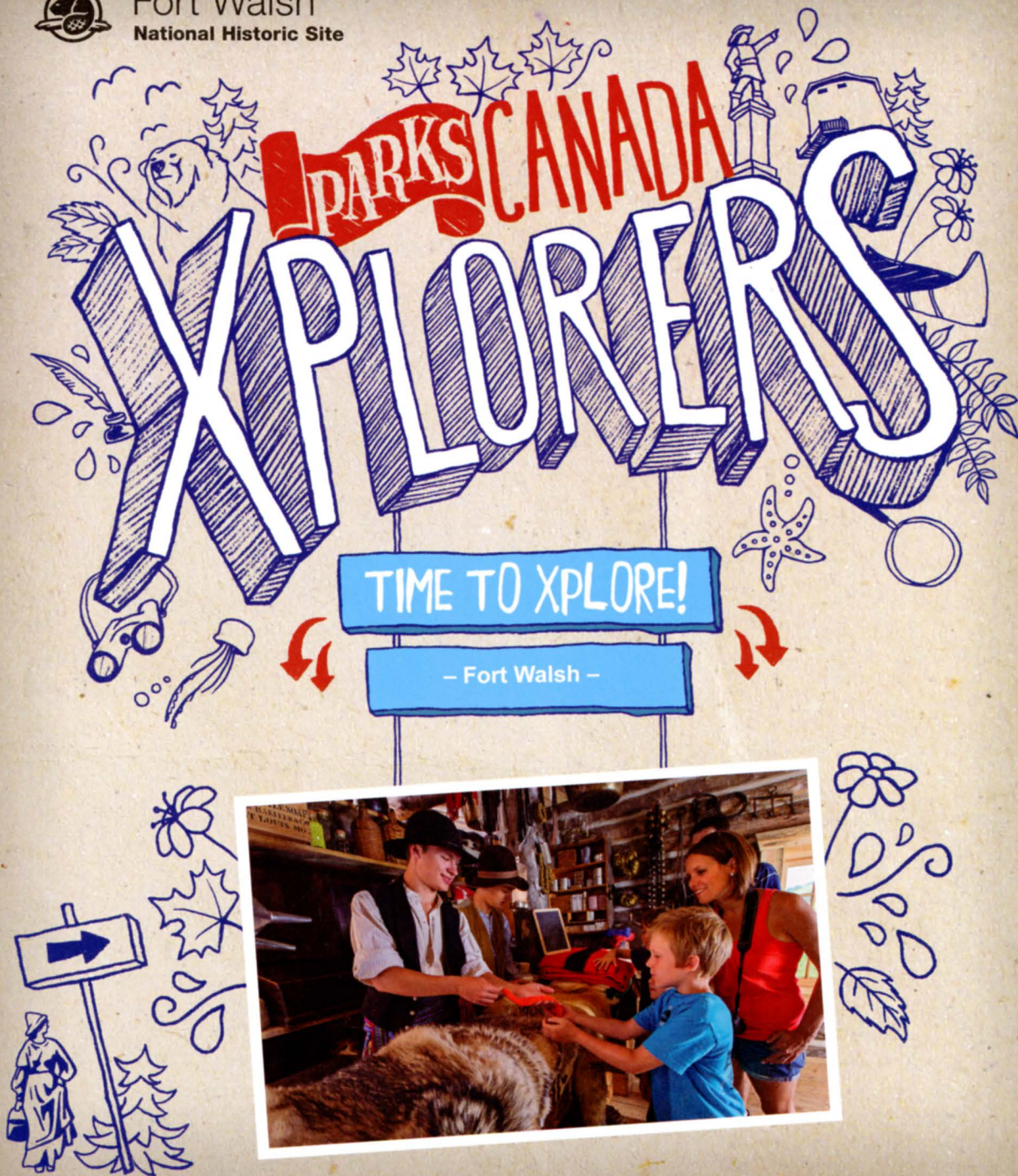




Fort Walsh  
National Historic Site



Parks  
Canada

Parcs  
Canada

Canada



THIS BOOKLET  
BELONGS TO



WANT TO BECOME AN  
**XPLORER**??

Welcome to **FORT WALSH!**

You are now a recruit for the North West Mounted Police and your challenge is to complete as many activities as you can in this booklet.

**Once you have finished Xploring inside the Fort check out the cabin, trading post, trail and picnic area — only a 5 minute walk from the Fort!**

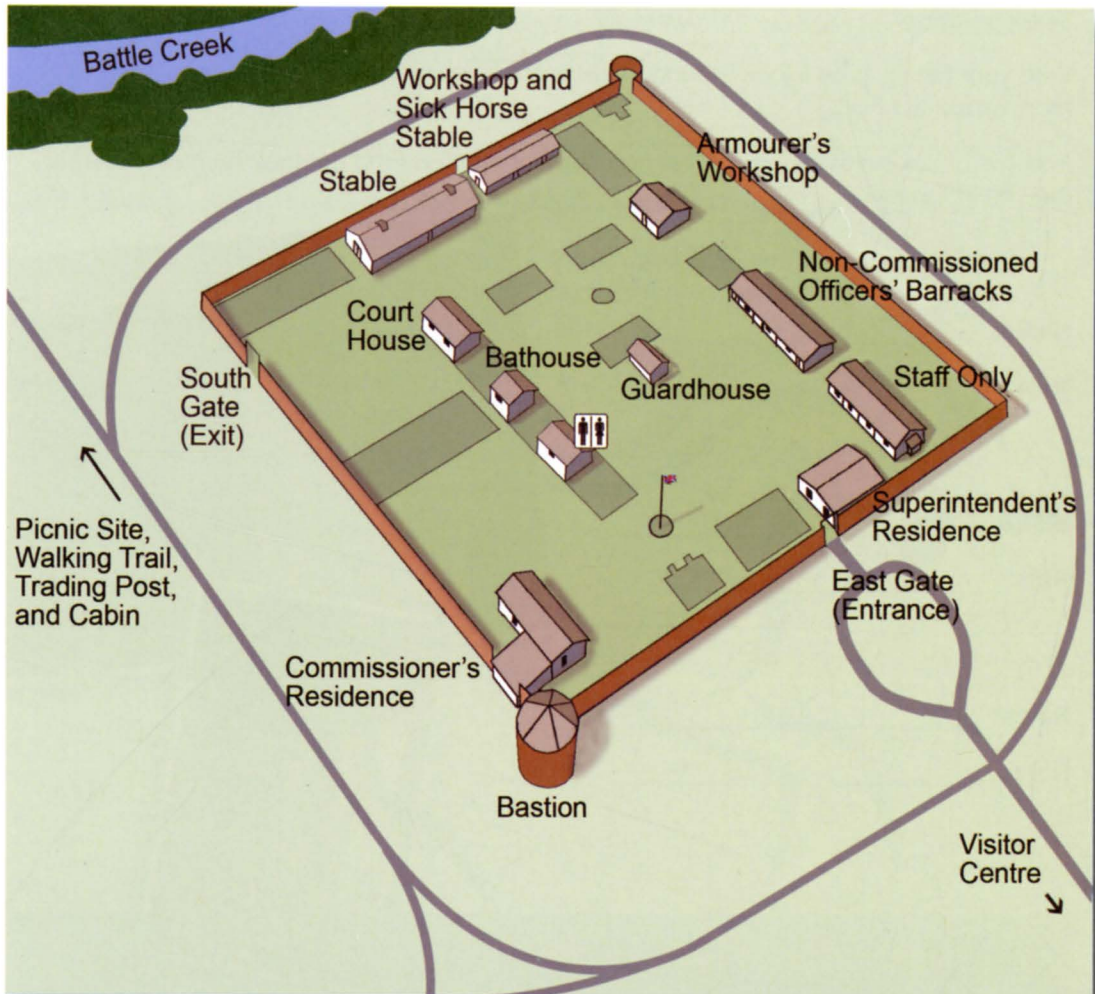
There is a map located on page 2 to help you find your way around the site.

**Don't forget to bring your booklet to the Visitor Center before you leave to claim your prize and get your certificate signed for Xploring Fort Walsh!**

# WELCOME



## TO FORT WALSH



# GO INVESTIGATE

## SNOOP AROUND!

### Your mission:

With your family, take a look around in each of the named buildings (on page 2 of the map) inside the Fort.

In some of the buildings, you will encounter a character! Find out their names and what they do in the fort.

1.

Name: \_\_\_\_\_

Role: \_\_\_\_\_

2.

Name: \_\_\_\_\_

Role: \_\_\_\_\_

3.

Name: \_\_\_\_\_

Role: \_\_\_\_\_



**Suggested time:** 20–45 minutes

**Location:** Inside the Fort



# FIND IT

---

## SWEET BRAND


---

**Be a detective!** Explore the stables until you find Sliver the wooden horse and look for his brand. Do you know why Sliver has a brand?

---

Look around for the brand stamp. Stamp the horse below to match Sliver's brand.

The NWMP had to look after their horses. As one of your jobs, you'll have to feed Sliver and clean his stall: look for the wheelbarrow and pitchfork in the stable.



**Suggested time:** 5–10 minutes


**Location:** Stables

# TAKE A LOOK

## BUILD IT!

Where did new recruits to Fort Walsh sleep? A Bell tent!

Check out the tent! There is something in there for you to build and games for you to play. Recruit a friend or your family to help you, and then make a drawing of what you built in your book.



**Suggested time:** 10–15 minutes

**Location:** Bell Tent

# GO PLAY

## PLAY LIKE A MOUNTIE!

Challenge your family to a game of Quoits! Located in the fort, Quoits was one of the many games played by the Northwest Mounted Police at Fort Walsh. There are rules to the game (similar to horseshoes), but today make up your own rules and teach your family!

**BONUS:** Just like a real Mountie, you'll develop your hand and eye coordination!



**Suggested time:** 5–10 minutes

**Location:** In the Fort



# JOIN IN

---

## A POTATO SACK RACE

---

Locate the **gunny sacks** (brown mesh bags) near the front entrance of the Fort. Get inside and on the count of 3, challenge your group to race you around the flagpole and back to the fence.

Who was the fastest of all? \_\_\_\_\_



**Suggested time:** 5 minutes

**Location:** Along the Fort wall near the entrance and around the flagpole.



# GET MOVING

## MINI FREIGHT WAGON

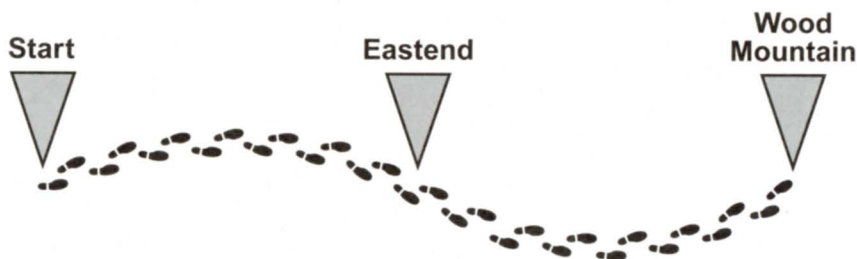
Can you complete this mission?

Locate the small Red River Cart and beside it you will find a pile of freight. Load an assortment of freight on the cart—some of it is heavy, some of it is lighter.



Now that you have your freight loaded, can you pull the cart as far as the sign to Eastend, Wood Mountain and back to the start to unload it? Mark in your book how far you got.

1. Load freight only
2. Deliver freight to Eastend and return to starting point
3. Deliver freight to Eastend and Wood Mountain and return to starting point
4. Unload freight



**Suggested time:** 10–15 minutes

**Location:** Inside the Fort

# WHAT'S COOKING?

---

## FIND COOK'S TENT

---

Keep your eyes peeled for a white tent located by two cabins outside the south gate of the fort. This is the cook tent - go check it out! Everything is made without using electricity, just like it was over 125 year ago!

If there is someone working in the tent ask them if they have a sample for you!



**Suggested time:** 5 minutes

**Location:** 5 minute walk from the fort upon exiting the south gate



# CHECK IT OUT



## THE TRADING POST

**Enter into the Trading Post:** Have a look at all the goods the traders in the Cypress Hills had available to exchange with hunters for furs!

Which fur is the softest? \_\_\_\_\_

Which fur is the heaviest? \_\_\_\_\_

What fur do you think would be worth the most? \_\_\_\_\_



**Suggested time:** 10–20 minutes



**Location:** 5 minute walk from the fort upon exiting the south gate

# CREATE YOUR OWN



## THE MÉTIS CABIN

Locate the basket of crayons in the cabin and color in the Métis pictures below.



**Suggested time:** 10–20 minutes

**Location:** 5 minute walk from the fort upon exiting the south gate



# TAKE A LOOK

## BATTLE CREEK BRIDGE EYE SPY

Stand in the middle of our new bridge and play a game of Eye Spy:

**Examples:** Can you spy something...?

Green: \_\_\_\_\_

That grows: \_\_\_\_\_

Older than you: \_\_\_\_\_

Younger than you: \_\_\_\_\_

Moving: \_\_\_\_\_

Smaller than a dime: \_\_\_\_\_

Taller than an elephant: \_\_\_\_\_

Sharp: \_\_\_\_\_

Smooth: \_\_\_\_\_

Dark in color: \_\_\_\_\_



**Suggested time:** 5 minutes

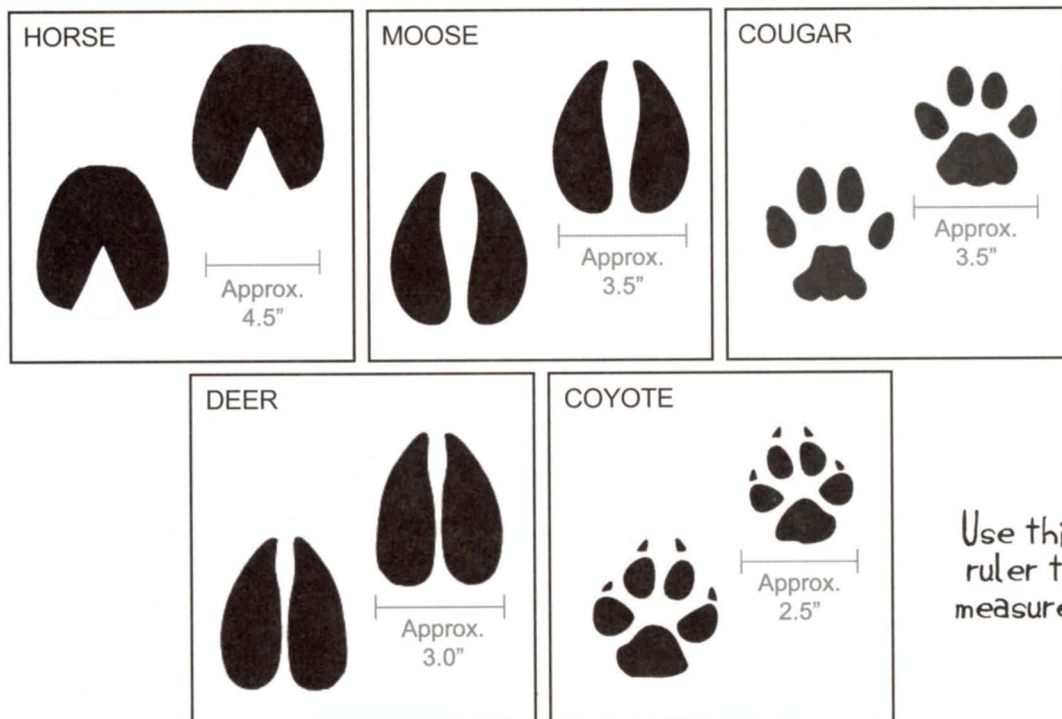
**Location:** Bridge near the picnic area

# TAKE A WALK

## SCOUTING ON THE MÉTIS TRAIL!

Nature is all around Fort Walsh! At the picnic site you will find a trail leading into the trees, go Xplore with your family. The trail takes about 25 minutes to walk.

Like a Métis scout for the NWMP, see if you can scout out and identify some animal tracks.



**Suggested time:** 20–25 minutes

**Location:** Picnic Area



# CREATE YOUR OWN



## POET IN TRAINING

With your family, create a poem by following the instructions above each line.

1 word for your subject (noun)

\_\_\_\_\_

2 words to describe your subject (adjectives)

\_\_\_\_\_

3 '-ing' words (verbs)

\_\_\_\_\_


A 4 to 5 word phrase about your subject

\_\_\_\_\_

1 different word for your subject (noun)

\_\_\_\_\_

MEMORIES OF  
MY DAY AS AN **XPLORER**



# CAN YOU HELP US OUT???

COMPLETE THE FOLLOWING COMMENT CARD QUESTIONS

PLEASE RETURN THIS PAGE TO THE VISITOR CENTRE. THANKS FOR YOUR HELP!



1. While completing your Xplorers booklet, was it ( Circle your answer).

Super Fun

Fun

Kinda Fun

Not so much fun

Booorinnng



2. Check ☒ the activities you did and circle the 3 you liked the best.

☐

Snoop Around!

☐

Find Cook's Tent

☐

Sweet Brand

☐

The Trading Post

☐

Build it!

☐

The Métis Cabin

☐

Play like a Mountie!

☐

Battle Creek Bridge Eye Spy

☐

A Potato Sack Race

☐

Scouting on the Métis Trail!

☐

Mini Freight Wagon

3. How old are you? ( Circle your answer.)

Under 6

Between 6 and 8

Between 9 and 11

12 and older

4. What can we do to make you want to visit Fort Walsh next summer?

5. Have you done the Xplorers program at any other Parks Canada National Park or National Historic Site? If so, which one(s)?

DON'T FORGET  
TO CHECK  
THE OTHER SIDE!



HERE'S YOUR CHANCE TO TELL US WHAT YOU THINK ABOUT THE ACTIVITIES IN YOUR XPLOER BOOKLET.

This image shows a single sheet of white paper with horizontal blue or grey ruling lines. The lines are evenly spaced and run across the width of the page. There are approximately 20 lines visible. The paper appears slightly aged or off-white. There is no handwriting or other markings on the page.

## Stuff your adult needs to know...the fine print

**Participation is voluntary.** All information provided will remain anonymous and confidential, and the results will be used in aggregate form only. If you have any questions about the collection and use of the information in this survey, please email us at [information@pc.gc.ca](mailto:information@pc.gc.ca) or call 1-888-773-8888.



Fort Walsh  
National Historic Site



IS AN OFFICIAL PARKS CANADA XPLORES

\_\_\_\_\_

date

\_\_\_\_\_

staff



Parks  
Canada

Parcs  
Canada

Canada




# LIKE TO XPLORER??

You can have fun in lots of Parks Canada places! Go to [parksCanada.gc.ca/xplorers](http://parksCanada.gc.ca/xplorers) to see where they are.



BATOCHE NATIONAL HISTORIC SITE




FORT BATTLEFORD NATIONAL HISTORIC SITE



GRASSLANDS NATIONAL PARK



MOTHERWELL HOMESTEAD NATIONAL HISTORIC SITE



PRINCE ALBERT NATIONAL PARK

[www.parksCanada.gc.ca/sk](http://www.parksCanada.gc.ca/sk) - @ParksCanada\_SK

## Let's Go!

Play. Learn. Grow. With

CLUB  
**PARKA**



Visit [www.parksCanada.gc.ca/Parka](http://www.parksCanada.gc.ca/Parka) for Parka's app, videos, activities and more!