


Barbara J. Wade

Cutlery from the Fort at Coteau-du-Lac, Quebec



CUTLERY FROM THE FORT AT COTEAU-DU-LAC, QUEBEC

Barbara J. Wade

©Minister of Supply and Services Canada 1982.

Available in Canada through authorized bookstore agents and other bookstores, or by mail from the Canadian Government Publishing Centre, Supply and Services Canada, Hull, Quebec, Canada K1A 0S9.

En français ce numéro s'intitule *Histoire et archéologie* n° 61 (n° de catalogue R64-81/1982-61F). En vente au Canada par l'entremise de nos agents libraires agréés et autres librairies, ou par la poste au Centre d'édition du gouvernement du Canada, Approvisionnement et Services Canada, Hull, Québec, Canada K1A 0S9.

Price Canada: \$6.00

Price other countries: \$7.20

Price subject to change without notice.

Catalogue No.: R64-81/1982-61E

ISBN: 0-660-11218-3

ISSN: 0225-0101

Published under the authority
of the Minister of the Environment,
Ottawa, 1982.

A list of publications is available from Research Publications, Parks Canada, 1600 Liverpool Court, Ottawa, Ontario, K1A 1G2.

The opinions expressed in this report are those of the author and not necessarily those of Environment Canada.

Cover: Model of fort at Coteau-du-Lac; gives an excellent impression of the appearance of the fort during the period from 1814 to 1824.
Model by Cecil Gorman.



Parks
Canada

Parcs
Canada

CUTLERY FROM THE FORT AT COTEAU-DU-LAC, QUEBEC

Barbara J. Wade

4	Abstract
5	Introduction
6	Knives
18	Clasp-knives
28	Case-Knife
29	Forks
38	Bone and Antler Handle Fragments for Knives or Forks
40	Spoons
59	Scissors
66	Straight Razors
71	Conclusions
80	Appendix A. Distribution of Artifacts by Structure.
86	Appendix B. Artifact Proveniences by Category.
101	Bibliography

ABSTRACT

The cutlery collection from the fort at Coteau-du-Lac includes knives, clasp-knives, a case-knife, forks, spoons, scissors and razors. They are discussed in an inventory format with pertinent historical references to facilitate dating. The format used is that of "categories" within which the artifacts are discussed according to shared characteristics and present physical condition. The building contexts for the site have also been used but with limited success. In some cases, the artifacts are similar to ones found at 18th-century colonial North American sites; these have been cited where applicable. Two tables have been provided, one to show the relationship between the number of artifacts found in a given context with the date of the context, the other to show the relationship between the building contexts and the individual categories. Illustrations of cutlery terminology have been provided in Figures 36-41.

Submitted for publication, 1975 by Barbara J. Wade, Parks Canada, Ottawa.

INTRODUCTION

This report provides a descriptive inventory of the cutlery from the fort at Coteau-du-Lac; that is, knives, clasp-knives, a case-knife, forks, spoons and razors. The present condition and pertinent characteristics of each group of artifacts are discussed, in conjunction with any historical references that would facilitate the dating on a stylistic analysis. Where possible, artifacts have been compared with similar finds from other sites in North America. Several tables have been provided, one which includes information on the building contexts, their dates and the quantity of artifacts found; the other includes information on the contexts within each category of artifacts. At the end of each cutlery section, a summary of the findings related to the contexts has been made (Ingram and Folan 1977).

Coteau-du-Lac was a British military post functioning from the last quarter of the 18th century to the mid-19th century. In 1779-80 construction was undertaken to provide a multilevel canal (Ingram and Folan 1977: 106) which would enable goods to be relayed through the fort at Coteau-du-Lac year-round. Coteau-du-Lac was used militarily in the War of 1812, after which it was primarily concerned with civilian trade. Extensive renovations were carried out on the canal in the years 1825 and 1826. During the 1830s, the post gradually lost importance as a trade centre. Except for a brief occupation during the 1837 Rebellion, the post continued to decline in importance. From the mid-19th century onwards, the land was rented out to private concerns and in 1872 the buildings were sold by auction.

For a more detailed description of the history of the site and the location of the buildings on the original maps, it is suggested that the reader refer to "The Fort at Coteau-du-Lac: Four Reports" by Ingram and Folan, 1977.

KNIVES

The terminology used to describe knives includes the blade shape (hump-back, tapered, parallel-sided, etc.), the point (bulbous, round, sharp, etc.), the choil (the "heel" between the blade and the tang), the bolster (the "ridge" between the blade and the tang), and the tang (either the flat or rat-tail portion to which the scales or handle is attached). The presence or absence of these features helps to determine the date of manufacture of the knife. The maker's mark is also a reliable means of determining the date of a knife, but the marks found in this collection have remained, for the most part, untraceable.

A brief summary of the salient features in dating knives, as applies to this collection, is described below.

Before table forks were introduced into England in the early 17th century, knives were made with sharp points to fulfill the dual purpose of cutting the meat as well as spearing it. As the popularity of table forks spread the knife became proportionately blunter, and was used solely for cutting.

About the third quarter of the 17th century, the blade end became rounded. By 1670, the blade back had become slightly concave, the blade edge correspondingly convex, and the point slightly bulbous. These features were accentuated as time went by, and, between 1700 and 1725 (sources do not entirely agree), the curved back had acquired a dorsal hump about a third of the way along the blade. The hump on the back was retained on blades for most of the 18th century, and was often accompanied by a pistol-grip handle. After about 1750, the blade edge was gradually made less convex, and between 1750 and 1775, the choil became a popular feature. During the last quarter of the 18th century, the choil was less pronounced, while the edge became straight. Early in the 19th century, blades most often had straight, parallel sides with rounded points. Concurrent with this, however, at least one source (Smith 1816) illustrates the hump back/bulbous point continuing to be manufactured.

Depending on whether the knife was made with a flat or a rat-tail tang, it would be finished with a handle or scales. A rat-tail tang is a rectangular/square or circular spike fitted into or through a one-piece hollowed-out handle, and held in place with an adhesive, or rivet pins. The handle for a flat tang knife is made of two pieces, called scales, placed on either side of the tang and attached with rivet pins. The cultural or chronological significance of the two types of tangs is not clear. Noël Hume states that during the 17th and 18th centuries, the majority of knives had rat-tail tangs, whereas after the middle of the 18th century the flat tang gained in popularity. He also states that the rat-tail, which passes through the handle and is riveted over a washer at the end, was a feature of the 17th century (Noël Hume 1969: 178). Lloyd, however, considers the flat tang to be for common

knives and the rat-tail for finer goods (Lloyd 1968: 54-55). Singleton (1970: 3) says that the flat tang appeared on knives between 1825 and 1850, but was a feature seldom used after the 16th century.

Handles or scales can be made of a variety of materials, such as various metals, bone, ivory, horn, shell and wood. The more expensive materials are for fine quality goods, whereas a material such as wood is for more common items.

Handles vary in shape and design as well as material. The pistol-grip handle is associated with the bulbous point found on knives of the early 18th century (Noël Hume 1969: 178). The pistol-grip handle is shaped with a bulge on the lower edge near the butt as a balance to the upswept bulbous point. Scales of a shape that is wider at the butt end than at the bolster end appear in Smith's 1816 catalogue; the various incised ornamentations found on knives from this site are illustrated in this same source.

There are 18 categories described below enumerating the salient characteristics of the knives. Ten categories describe rat-tail tanged knives, and blade fragments; the other eight categories describe flat-tanged knives and blade fragments. These are followed by non-categorized general descriptions of all the knife blade fragments and brass open-work handle fragments.

Category 1 (Fig. 1a)

There are six knives with a rat-tail tang, a bolster, a choil, a blade shape with a dorsal hump, and an upswept round point. The handle shape of these knives is not known; they are incomplete. The knife blade here illustrated is complete and measures 21 cm in length. It is marked but the mark is illegible. This shape could be dated to the 18th century as the dorsal hump and bulbous point and choil first appeared on knives about 1750. However, Smith's catalogue shows this shape knife still being manufactured in 1816. The contexts for these knives date predominantly to the early 19th century, which agrees with the latter literary source.

Category 2 (Fig. 1b)

There is one knife with a flat tang, a bolster, a prominent choil, a blade shape with a concave back and a convex edge, and an upswept round point. The maximum width of the blade is 2.6 cm and the total length is 22.8 cm. The scales are made of bone and have bevelled edges. Five rivet pins pass through the tang; the central rivet pin has a flat, circular, countersunk head on one side. This knife shape is shown in the 1816 Smith catalogue. It comes from the North Blockhouse which dates from 1779 to the 1850s.

Category 3 (Fig. 1c)

There are 13 knives with a rat-tail tang, a bolster, a prominent choil, a blade shape with a concave back and a convex edge, and an

upswept round point. The handles are incomplete. The longest blade/tang item in this category measures 20.5 cm. One blade is marked GREAVES & SONS (Fig. 32i). This blade shape is similar to the one described in Category 13 of this report and probably dates to the early or mid-19th century, at which time knife blades were about an inch wide, with fairly parallel sides and a large round point. The blades in this category are similar to an example from Fort Michilimackinac, a site occupied from 1715 to 1781 (Maxwell and Binford 1961: Pl. Xa). Contexts for these knives span the 18th and 19th centuries.

Category 4 (Fig. 1d, e)

There are eight knives with a rat-tail tang which is flat in cross-section, no bolster, a choil which is rounded, where complete, a blade shape with parallel sides, and a point and handle which are incomplete. The angle where the blade tapers to become the tang varies in each item. One blade is marked I WILSON and underneath this the numbers "06" (Fig. 34i). There are also two other blades marked CAST STEEL (Fig. 34j); and I WILSON CAST STEEL (Fig. 34k). These knives are similar to ones illustrated by Grimm from Fort Ligonier, simply called a "rat-tail knife blade" (Grimm 1970: 146, Ill. #6). Fort Ligonier dates to the second half of the 18th century. This knife shape was found in building contexts from Coteau-du-Lac which includes dates of the last part of the 18th century up to the third quarter of the 19th century.

Category 5 (Fig. 1f)

There are two knives with a rat-tail tang, a bolster, a choil rounded and sloped, a blade shape which probably had parallel sides, and a handle and point which are incomplete. One blade is marked with a stamped figure of a candlestick lying sideways along the blade in the place reserved for the maker's mark (Fig. 32h). The bolster on this knife is an octagonal knopped shape. The tang is flatter in cross-section than the one on the other knife in this category. One comes from the Hospital, pre-1812 to 1823; the other is from a miscellaneous test pit. Dating remains unclear as there is no documented date range for these knives.

Category 6 (Fig. 2a)

There are two knives with a rat-tail tang, a prominent elongated bolster (that is, the bolster is longer than it is wide), a choil, and a blade shape, point and handle which are incomplete. The knife illustrated is a unique shape in the collection and no dating or function is known for it. It comes from the Hospital, dated pre-1812 to 1823. The other knife comes from the Scarp Wall.




Figure 1. Tableknives: a, Category 1 (9G9D3-29); b, Category 2 (9G7A1-226), c, Category 3 (9G51A2-203), d, Category 4 (9G15D3-87), e, (9G15Z1-371), f, Category 5 (9G30A1-6). a, c-f: RA-2231B, b: RA-3281M.

Category 7 (Fig. 2b)

There are 20 knives with a rat-tail tang, a bolster, a choil (where the artifact is complete), and a blade, point and handle which are incomplete. The length and width of the bolster varies in most cases. One blade is marked ...FRED (Fig. 32c), one is marked W WILFRED (Fig. 32d); and another is marked GREAVES SONS (Fig. 32e). None of these marks has been identified. Most are so badly fragmented that it is not possible to anticipate their original shape. They are similar to categories 16 and 17 of this report, differing only in that the latter have a flat tang. The knives in this category come from contexts of both the late 18th and 19th centuries.

Category 8 (Fig. 2c)

There are 14 knives with a rat-tail tang; a bone handle (where the artifact is complete); a bolster, a choil (where the artifact is complete), a blade shape with straight, parallel sides; and a round point (where the artifact is complete). One of the complete knives measures 21 cm in length. One blade is marked ...AM...; another, DENTON (Fig. 32f). There is one knife in this category which is much smaller than the others, the blade measuring only 8.7 cm by 1.7 cm (the average size of the others in this group is 16 cm by 2.8 cm). This could suggest it served a special function, such as that of a butter knife.

Category 8 blades, similar in shape to categories 12 and 13, except for the rat-tail tang, probably date to the same period, i.e. early 19th century, or later. The contexts for these knives cover the period from the late 18th to the 19th century.

Category 9 (Fig. 2d)

There are five knives with a rat-tail tang, a bolster, a choil, and a blade shape with a straight back and an edge which tapers up to meet the point (making the point sharper than in a round point). The handle is incomplete. The longest blade/tang item measures 25.5 cm. One blade has an illegible mark (Fig. 32g). No dating is known for this blade shape, the contexts range from the late 18th to the 19th century.

Category 10 (Fig. 2e)

There are four knives with a rat-tail tang, a bone handle with bevelled edges without decoration, a bolster, a choil, a blade shape in which the edge curves up to meet the point, and a round point. The only complete item in this category measures 27 cm; another measures 26.8 cm. Two are in fairly bad condition, but there is a possibility that all four knives are alike; that is, they could be part of a set. Two of the four knives are marked, and corrosion notwithstanding, appear to be stamped with the same maker's mark ...STAMMER... (Fig. 32a and 32b). All four knives come from the Officers' Quarters, dating 1781 to 1870. This shape is not documented in sources consulted.




Figure 2. Tableknives: a, Category 6 (9G9J5-20); b, Category 7 (9G15J3-261); c, Category 8 (9G15C5-7); d, Category 9 (9G51A1-204); e, Category 10 (9G4A18-115). RA-2232B

Category 11 (Fig. 3a)

There are four knives with a flat tang; bone scales, where present; a bolster, a prominent choil; a blade shape with a dorsal hump on the back with a concave curve toward the point end; and an incomplete point shape. The most complete of these is 21.8 cm long, and has a comparatively long bolster, measuring 1.5 cm (as opposed to an average of about 1 cm). One knife has scales with an incised diagonal design. Unfortunately, the point is missing on all four knives, but they probably have a bulbous round point. The bulbous round point/choil/humpback feature on knives ranges in date from about 1750 to the first quarter of the 19th century. This seems to be in keeping with the dating of the building contexts for this category, which range from the 18th into the 19th century.

Category 12 (Fig. 3b)

There are ten knives which have a flat tang; bone scales, where present; a bolster; a prominent choil; a blade shape which is straight, tapering toward the point; and a round point, where present. The longest of these measures 23.5 cm, the average being about 20 cm. This shape is referred to in Category 3; the dating would be the early or mid-19th century. The knife illustrated has a slightly downturned tang, which suggests that the scales were slightly downturned in shape. It is marked ASHTON & JACKS, SHEFFIELD, (Fig. 34a). Another knife is marked S(HEAR)STE(EL), (Fig. 34b). All of the knives in this category come from buildings dating to the early part of the 19th century.

Category 13 (Fig. 3c)

There are eight knives with a flat tang, a bolster, a prominent choil, a blade shape with a slightly concave back and a convex edge, and a round point, where present. There are scales present on only one knife in this group. The longest of these knives measures 26 cm, the average being about 20 cm. One blade is marked NEV(U?)... (Fig. 34c). The size and shape of the knives in this group suggest that they are a modification of Category 12, the major difference being the concave shape of the blade back. The contexts for this group suggest the period from about 1800 to 1825.

Category 14 (Fig. 3d)

There are eight knives with a flat tang, bone scales where present, a prominent bolster, a choil, a blade edge which tapers upward to the point and a back which is slightly concave, and a point which is slightly rounded, where present. The longest of these measures 19.5 cm and has a blade edge which may have been reworked. One blade is marked:




Figure 3. Tableknives: a, Category 11 (9G11U6-108), b, Category 12 (9G8S1-18); c, Category 13 (9G12E1-105); d, Category 14 (9G15D4-16), e, Category 15 (9G51A2-204); f, Category 16 (9G25C3-18), g, Category 18 (9G22P1-30); h, Category 17 (9G4C7-167). RA-2240B

...SON & CO
 ...ND WORKS (Fig. 34d)
 ...

another is marked:

...TURNER & CO
 [MANUFACT]URERS[SHE]F[F]IELD (Fig. 34e)

and another is marked:

SHEAR ST[EEL] (Fig. 34f)

None of these marks has been identified. No dating information is known at this time for this knife shape. The contexts for these knives span the late 18th and 19th centuries.

Category 15 (Fig. 3e)

There is one knife with a flat tang; bone scales, a bolster; a very short choil (.2 cm), a blade shape with a slight hump on the back, concave towards the point, and a convex blade edge, and a sharp point. The tang underneath the scales is probably the same shape as the one illustrated for Category 13; that is, slightly downturned. This knife measures 24.5 cm in length. This particular knife shape is unique to the site, and is not documented in any sources consulted; moreover, it comes from a general provenience of the site.

Category 16 (Fig. 3f)

There are 11 knives with a flat tang, bone scales, a bolster, a prominent choil, and a blade and point shape which is incomplete. One blade is marked: SHEAR ST[EEL] (Fig. 34g). The scales on these knives include those of plain smooth bone as well as those decorated with incised cross-hatching. One set of scales has been decorated in three separate sections: both side sections have a cross-hatched design; the centre section has parallel incised lines in groups of three. Another set of scales is made of unworked bone. These same designs have been observed in the 1816 Smith catalogue. Some scales in this category have been marked with incised letters; these were probably the owner's mark, and not that of the manufacturer. Some such marks include I X and W. This group of knives could be fragments of the types of knives described in categories 12, 13 and 14. Unfortunately, as the knives are so fragmented, this designation cannot be made. The artifacts come from contexts of both the late 18th and 19th centuries.

Category 17 (Fig. 3h)

There are 16 items which consist of a blade fragment, a bolster and a tang (either whole or fragmentary). The blade, point, and scales are completely nonexistent. These could be more fragmented examples of Category 16, but because of the lack of evidence, they have been grouped separately.

Category 18 (Fig. 3g)

There are four items which consist of a flat tang, no bolster, a choil, a blade shape which seems to have parallel sides, and incomplete point and scales. One blade carries an illegible mark (Fig. 34h). This combination of features has not been found in sources consulted.

Non-categorized Fragments

There are 19 knife blade fragments of various shapes and sizes. One blade is marked, similar to a knife in Category 7

...(SHEA)R STEEL...

...GREAVES

& (SO)NS (Fig. 4)

This group of blades includes such features as round points or sharp points and parallel sides or tapered sides.




Figure 4. Close-up of Mark on Knife (Non-categorized)
(9G15A1-152). RA-2220B

One of the blade fragments is most unusual. It has a shape similar to a human foot, calf and thigh, the foot part having the cutting edge (Fig. 5b). One end is rounded, the other pointed, like a toe. There is no visible means by which this blade could be attached to a handle or scales, or even as part of a clasp-knife.

(Fig. 5a) There are 2 handle fragments of ornamental brass

open-work. An identical one was found at Fort George in Alberta, a site dating between 1792 and 1800, and is described as "probably part of the exterior casing or covering of a clasp-knife. It is a maximum of 21.0 mm wide, and 3.1 mm thick" (Kidd 1970: 79). However, from Old Fort Point Site Number 1, dating the mid-1810s to the 1830s, a table knife with blade was found, and has the same design in brass open-work as those in this collection (Karklins 1974: n.p.).

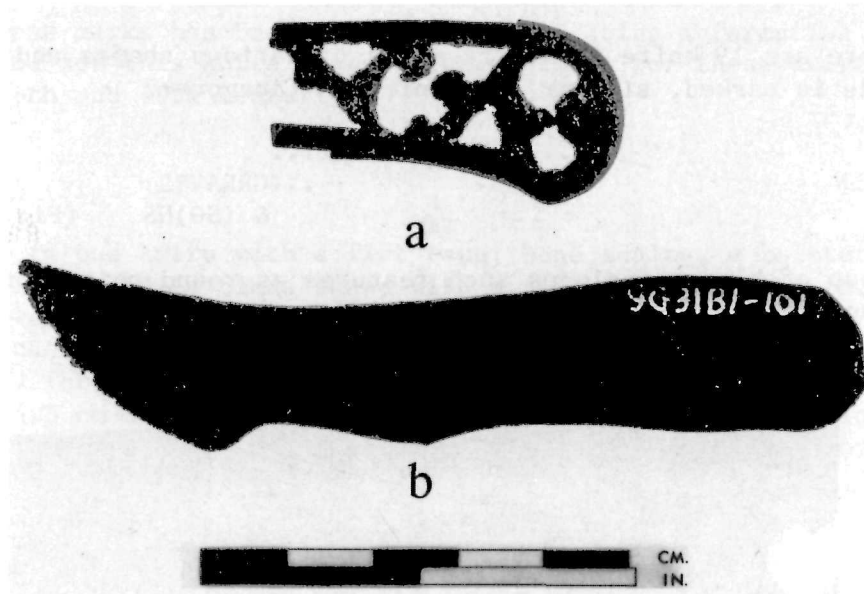


Figure 5. Knife Fragments (Non-categorized): a, Brass open-work handle (9G42A1-16); b, Blade Fragment (9G31B1-101). RA-2226B

General Comment

Knives and knife fragments in categories 4, 9, and 16 of this report are similar to ones found at the Roma site, but, unfortunately, the Roma contexts are mixed (Wade 1975: n.p.).

Categories 1, 11, 7, 16, and 4 are knife types which occur at Fort Beauséjour (Priess, Shaughnessy and Wade 1975, n.p.). In the cutlery report for Fort Beauséjour, it is suggested that knives similar to categories 7 and 16 are dated to the 19th century and categories 1 and 11 are dated to the early 19th century, and knives similar to those in Category 4 have been called "miscellaneous knife types" and not included in the table knife section.

There are 159 pieces in the knife collection. The largest number come from the Stone Barracks, 1813/14-1872, where 29 were found. The next largest number come from the Hospital, pre-1812-23. Fifteen were found here. Seventeen were found at the Commanding Officer's Quarters, 1781-1870. The North Blockhouse, 1779-1850s, yielded 12 and the North Storehouse, 1779-late 1820s, yielded 9.

It would seem that the datable table knives from Coteau-du-Lac fall into the period which spans the late 18th century and the first half of the 19th century.

CLASP-KNIVES

Clasp-knives or folding knives include all varieties of knife in which the blade is fitted on a pivot so that it can be folded into a protective case, called the handle. In England these knives are referred to as penknives, pocket-knives or spring knives. In America they have been called clasp-knives, pocket-knives, jack-knives, Barlow knives and penknives (Peterson 1958: 129).

Originally, a penknife was an instrument used to cut quills for writing. A pocket-knife was a heavier instrument for rougher usage fitted with a blade of tough material. Sometimes a penknife and a pocket-knife blade were fitted into one knife. A penknife with more than one blade usually had the blades inserted at opposite ends; a pocket-knife had the blades inserted at the same end of the handle (Lloyd 1968: 56).

One of the commonest forms of clasp-knife was the jack-knife. British and French soldiers carried them during the American Revolution, and many have been recovered from various forts and camp sites (Peterson 1958: 129). Early clasp-knives were large with only one blade. Eighteenth century ones were usually five to seven inches long when closed. During the 19th century a smaller pen blade was often added; both blades were at the same end.

Another form of clasp-knife was the Barlow. To strengthen the bolster, the place of the greatest strain on all clasp-knives, it was increased in length and weight. Generally, the bolster of a Barlow accounts for about one-third of the length of the closed knife.

The blade shapes of clasp-knives vary considerably. Some of the more common ones are the clip, the pen, the long clip, the sabre, the spear and the sheepfoot or Wharncliffe (Fig. 6).

The terms "handle" and "covering," as used in this report, are clarified thus: the covering (as the word implies) is the material used to cover all or part of the handle; the handle includes the bolster, the covering, and the inner mechanical workings, that is, the part grasped in order to manipulate the blade. In cases where the blade is either missing or in a permanently closed position, the general form of the clasp-knife is derived solely from the shape of the handle. The covering is described by material, e.g. bone covering.

The less costly materials for coverings are wood, such as maple, box, chestnut, or ebony, and also buffalo horn, cow horn, and deer antler. More costly coverings are made of ivory, nacre, and tortoise shell. Coverings are decorated with designs by such means as chasing, engraving, inlaying, and enamelling. Most of the clasp-knives from this collection are covered with bone and have various incised patterns of diagonal lines or cross-hatching.

There are 17 categories of clasp-knives in this collection, several descriptions of non-categorized blade shapes, and fragments of the inner

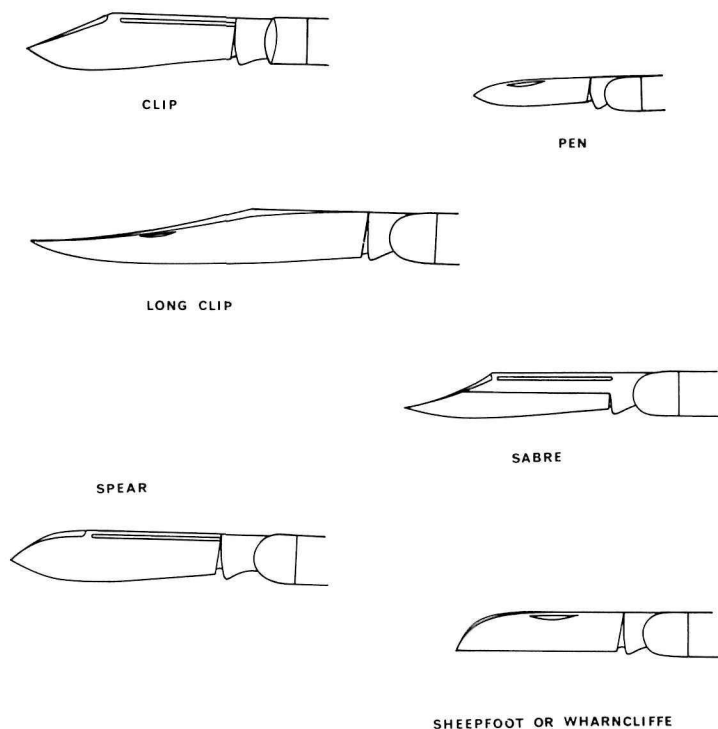


Figure 6. Knife Blade Shapes (Drawing by D. Ford).

mechanical workings. The first 15 categories describe knives fitted with one blade; 16 and 17 describe knives fitted with 2 blades.

Category 1 (Fig. 7a)

There are two clasp-knives with a long, double bolster; and a general shape in which the back is slightly rounded with one end slightly bulbous and curving down; the blade shape and point are incomplete. This handle shape is similar to those on clasp-knives illustrated by Maxwell and Binford in their report on Fort Michilimackinac, dating 1715 to 1781, in which they are called "British clasp-knife handles" (Maxwell and Binford 1961, pl. Xb). One of the knives in this category measures 11.8 cm in length and comes from the Hospital/Master Carpenter's Quarters, pre-1812 to 1815. The other comes from the Barracks Store, 1827 to 1872, but could possibly pre-date this context.

Category 2 (Fig. 7b)

There are four clasp-knives with a long single bolster: a single blade with a spear point; a bone covering, where complete, and a general shape of a pistol-grip. The bolsters are long, one-third the total length of the handle, the main characteristic of a Barlow. The knife

illustrated for this category is marked "1772" (Fig. 35a). This date could refer to the date of manufacture, or to the date the manufacturing company went into business; the directory of the Sheffield manufacturers for the years 1787 and 1797 has a Jonathan Dungworth recorded as manufacturing common pocket-knives and penknives; his mark is "1772" (*Directory of Sheffield* 1787: 17; 1797: 155). One of these knives comes from the Hospital, dating pre-1812 to 1823; two come from the Hospital/ Master Carpenter's Quarters, dating pre-1812 to 1815; and one comes from a general provenience. The shape of the handles and blades of these knives is similar to ones observed in the 1816 Smith catalogue; the contexts seem to reinforce this date.

Category 3 (Fig. 7c)

There is one clasp-knife of the same description as those in Category 2 but with two exceptions: the blade on this clasp-knife is incomplete, and it is a bigger knife in all its dimensions. The bolster measures 3.3 cm by 1.9 cm, the total handle length is 11.3 cm and the maximum width (not including the pistol-grip) is 2.1 cm, whereas the knives in Category 2 have average measurements of bolster: 3 cm by 1.4 cm; total handle length: 8.6 cm; maximum width (not including the pistol-grip): 1.5 cm. The clasp-knife in this category comes from a general provenience of the site; it probably dates to the early 19th century, being similar to ones in the 1816 Smith catalogue.

Category 4 (Fig. 7d)

There is one clasp-knife with a long single bolster, a single blade with a spear point, a bone covering, and a handle shape with straight, slightly tapered sides. Its length is 10.5 cm (in the folded position) and 1.6 cm at the end opposite the bolster. It has a long bolster, approximately one-third the length of the closed knife, suggestive of a Barlow. It comes from the Hospital/Master Carpenter's Quarters, dating pre-1812 to 1815. This knife probably dates from the late 18th to the early 19th century.

Category 5 (Fig. 7e)

There are four clasp-knives with a short, single bolster; a single blade with a Wharncliffe point; a bone covering, where present; and a general handle shape with a rounded end, tapering toward the bolster. One knife measures 15.8 cm long with blade extended. It is marked (Fig. 35b). The other three measure 9.2 cm, 9 cm, and 8.2 cm in length when closed. One handle has a cross-hatched incised line design. The knives in this category are jack-knives, termed "swell-end Jack" (Peterson 1958: 138, Fig. 172). This knife shape appears in the 1816 Smith catalogue; the contexts span the late 18th and 19th centuries, which substantiates the above source.




Figure 7. Clasp-Knives: a, Category 1 (9G11U2-101); b, Category 2 (9G11U10-26), c, Category 3 (9G51A1-205); d, Category 4 (9G11C1-51), e, Category 5 (9G6A1-151), f, Category 6 (9G7F1-128). RA-2234 B

Category 6 (Fig. 7f)

There is one clasp-knife with a short, single bolster; a single blade, of indeterminate shape; a bone covering with a diagonal parallel incised line design, in a pistol-grip shape. The knife measures 9 cm in length when folded, and 2 cm at its maximum width, not including the pistol-grip. It comes from the North Blockhouse, 1779 to the 1850s. It is probably a knife shape of the early 19th century as represented in the 1816 Smith catalogue.

Category 7 (Fig. 8a)

There is one clasp-knife with a single bolster; probably one blade, originally; a bone covering in a semi-pistol-grip shape. It is similar to the knife in Category 6, but much longer. The blade shape and point are unknown. It measures 12.5 cm in length, when folded. This knife comes from the Bakehouse, dated 1815 to 1872; it is probably a knife shape of the early 19th century, as it too is represented in the 1816 Smith catalogue.

Category 8 (Fig. 8b)

There is one clasp-knife with a single bolster, a single blade with possibly a Wharncliffe point, no covering, and a general handle form which is bow-shaped. It has a metal butt which projects beyond the end opposite the bolster. The knife, in a closed position, measures 9.8 cm. It comes from a general test area. No further information is known regarding this knife shape.

Category 9 (Fig. 8c)

There is one clasp-knife with a long, single bolster; a single blade; and a general handle shape which is narrow at the bolster end, becoming wider and having a maximum width about two-thirds of the way along, then tapering to a point. The blade shape, point and covering are incomplete. The total length, when folded, is 8.2 cm. It comes from the Hospital, dating pre-1812 to 1823 and is of a shape shown in the 1816 Smith catalogue. It is, therefore, fairly certainly, a knife shape of the early 19th century.

Category 10 (Fig. 8d)

There is one clasp-knife with a single, short bolster; a single blade; a bone covering; and a general form which is "wavy" and rounded at the end opposite the bolster. The knife measures 9 cm in length when folded. It is of a form called "dogleg" by Peterson (1958: 138, Fig. 172). It is illustrated in the 1816 Smith catalogue and comes from the Stone Barracks dated 1813/14 to 1872; it is, therefore, probably an early 19th century knife.




Figure 8. Clasp-Knives: a, Category 7 (9G22G2-32); b, Category 8 (9G37B1-63); c, Category 9 (9G9D2-34), d, Category 10 (9G15M3-542), e, Category 11 (9G9K7-161); f, Category 12 (9G51A2-201); g, Category 13 (9G3F1-151). RA-2235 B

Category 11 (Fig. 8e)

There is one clasp-knife with a single bolster, a single blade, a bone covering with an oval-shaped metal shield, and a general shape which is concave on one side, convex on the other, and slightly round and upturned at the end opposite the bolster. The blade shape and point are incomplete. The handle measures 8.5 cm in length. This shape is included in the 1816 Smith catalogue; it comes from the Hospital which dates pre-1812 to 1823; thus, it is probably an early 19th century knife.

Category 12 (Fig. 8f)

There is one clasp-knife with a single bolster; a single blade; a bone covering, and a general shape which is concave on one side, and convex on the other, with an indentation about half-way along the convex side, the end opposite the bolster is round. The handle measures 9.2 cm in length. This shape is also illustrated in the 1816 Smith catalogue. The clasp-knife in this category comes from a general provenience for the site, making it difficult to conjecture about its date of origin.

Category 13 (Fig. 8g)

There is one clasp-knife with a single blade and a general shape with parallel sides and round at both ends. The blade shape, point, bolster and covering are missing. This shape is called an "equal end Jack" by Peterson (1958: 138, Fig. 172). It is the smallest knife in the collection, measuring only 4.8 cm in length. It comes from the Octagonal Blockhouse, dated ca. 1814 to 1837, but is probably of modern manufacture.

Category 14 (Fig. 9a)

There is one clasp-knife with a short, single bolster; a single blade; and a general shape which is convex on one side and concave on the other, tapering to a slightly round point at the end opposite the bolster. The handle measures 8.5 cm in length. The covering on this knife appears to have been metal with embossed flower designs in clusters at either end of the handle. It comes from a general provenience of the site; no other information is known about this type of knife.

Category 15 (Fig. 9b)

There are six clasp-knives with a short, single bolster; a single blade; a bone covering, where present; and a general shape of a rounded end tapering toward the bolster. The blade shape and point are indeterminate. These knives range in length from 8 to 9 cm. The




Figure 9. Clasp-Knives: a, Category 14 (9G57A2-2); b, Category 15 (9G7A2-226); c, Category 16 (9G15F3-216); d, Category 17 (9G9D1-119), Non-categorized blade shapes: e, (9G4A9-120); f, (9G32A1-281); g, (9G7D1-126); h, (9G15Z1-372). RA-2228 B

coverings on these knives have various incised designs, such as cross-hatching, and diagonal and parallel lines. This shape of knife is called a swell-end Jack, and is illustrated in the 1816 Smith catalogue. The knives in this category come from contexts which span the late 18th century and the 19th century, but the knives themselves probably date to the early 19th century.

Category 16 (Fig. 9c)

There are four clasp-knives similar to the ones described in Category 15, except that these ones are fitted with two blades, both attached at the same end. The blade shapes are indeterminate. One clasp-knife included here is of the shape described in this category, but is of obvious modern manufacture. One knife measures 8.2 cm in length, one 8.4 cm, one 8.7 cm, and one 9 cm. They come from contexts which date to the early and mid-19th century, and, like the knives in Category 15, are cited in the 1816 Smith catalogue.

Category 17 (Fig. 9d)

There is one clasp-knife with a single short bolster and two blades, one a penknife blade, the other a jack-knife blade, both riveted at the same end. Part of the lining is present, but the covering is missing. This knife measures 14.5 cm in length with the blades extended and was found in the Hospital, dating pre-1812 to 1823. It is probably a knife type of the early 19th century.

Non-categorized blade shapes

(Fig. 9e) There are six blades with a Wharncliffe point. They measure between 6.2 cm and 9.8 cm in length. Some have a nail nick (the indentation on the blade used to facilitate the opening of the blade with the finger nail) on the blade. One of these blades is marked: PAR... (Fig. 35c), a mark not identified in any references.

(Fig. 9f) There is one blade with probably originally a Wharncliffe point, but the blade edge has been worn away. It measures 8 cm in length.

(Fig. 9g) There is one blade fragment with a spear point. It measures 13.2 cm in length and is marked with a British broad arrow (Fig. 35d), the mark put on British goods to denote British army issue.

There are three blade fragments whose shape is indeterminate. One measures 10.5 cm in length and has a brass bolster (Fig. 9h).

There are a number of fragments which comprise the inner mechanical workings of a clasp-knife including such parts as springs, scales and linings.

General Comment

The clasp-knives in categories 1 and 3 are similar to ones found at Fort Beauséjour. They are described as being found most often at revolutionary war camps (Priess, Shaughnessy and Wade 1975). The knife described in Category 6 is similar to ones found at Fort Beauséjour, except that the one from Coteau-du-Lac has a shorter bolster. No dates are given for this knife. Category 9 clasp-knife is similar to one at Fort Beauséjour, but the one from Coteau-du-Lac has a longer bolster. No dates are known for the one from Fort Beauséjour. The blade with the brass bolster from Coteau-du-Lac is similar to the clasp-knife, with blade, from Fort Beauséjour, but no dates are known for this knife. The swell-end Jack of Category 5 is similar to a knife shape found at Roma (Wade 1975). Unfortunately, the context at Roma is post-1850, probably later than the date of the clasp-knife from Coteau-du-Lac.

There are no "French" clasp-knives from Coteau-du-Lac; both the Roma site and Fort Beauséjour yielded examples of this type of clasp-knife.

Of the 55 pieces in the clasp-knife collection, 11 come from the Hospital, which dates from pre-1812 to 1823, and 6 come from two contexts: the North Blockhouse, 1779 to the 1850s, and the Hospital/Master Carpenter's Quarters, pre-1812 to 1815.

CASE-KNIFE (Fig. 10)

There is one case-knife from the Coteau-du-Lac collection of cutlery. A case-knife is carried in a protective case or sheath; the term is a general one and includes such knives as hunting knives and daggers. The case-knife in this collection has a blade shape with parallel sides and a clipped point. It has a bolster and a metal handle, pistol-grip-shaped. There is no case with the knife. It is complete and measures 20.8 cm in length. The blade is marked with an engraved whale and sea waves, and the words:

S C O U T
FORGED STEEL (Fig. 35e)

It was found at the Cloverleaf Bastion used during the War of 1812/14, but is obviously of modern manufacture (20th century).



Figure 10. Case-Knife (9G10H1-27). RA-2245 B

FORKS

The forks in this collection fall into three main types: tanged, folding and all-metal.

Tanged forks, as the term suggests, are forks with tangs, either flat or rat-tail. At this time, there is no known source which discusses the use of the flat tang and scales as opposed to the use of the rat-tail tang and hafted handle. It may be that the difference is maintained due to reference alone. However, when a set of cutlery is made, the knives and forks would be fitted with the same kind of tang. In tanged forks, the handle is made up of the shank, the tang and the scales/hafted handle. One other feature found on tanged forks is the shoulder, which shows up on forks after ca. 1770 (Kidd 1972).

The folding fork type consists of a tined instrument fitted on a pivot so that it can be folded into a handle, similar to the mechanics of a clasp-knife. In this type of fork there is no shoulder, the fork having to be flat in cross-section in order to fold into the handle.

The all-metal fork, as the name implies, is made of one piece of metal, be it iron, pewter or silver. The basis for dating all-metal forks is from the characteristics of the stem end and handle and can therefore be based on the handle design of spoons, since "The handles of forks followed the same design as spoons of the same period ..." (Howard 1903: 80).

A summary of the pertinent historical facts in the development of the fork, as related to the material from this collection, follows.

The earliest table forks are two-tined, a style carried over from the first use of the fork which was for holding the meat while carving. The first three-tined forks were made in the second half of the 17th century, specifically 1667, according to Howard (1903: 78). Three-tined forks came into general use around the beginning of the 18th century (Howard 1903: 78). Four-tined forks were first made about 1726, and by 1750 had superseded the three-tined type (Howard 1903: 80). However, two-tined forks were used as late as 1805 in tableware and are still used in carving today, so that two-, three-, and four-tined forks are coexistent for much of the same time (Kidd 1972).

Throughout the 18th and 19th centuries the proportions of the tines to the handles constantly changed. Since the forks from archaeological sites seldom have complete tines as well as complete handles, the various relative proportions have not been dealt with here.

According to Kidd (1972), the shoulder is a feature which showed up on forks about 1770. The shoulder is the ridge between the tines and the shank.

The shanks of steel tanged forks are somewhat balustroid in shape, a style sometimes transformed into a mid-section bulge. This seems to occur more often in the third quarter of the 18th century than in the first half of it (Noël Hume 1970: 180).

During the 18th century, pistol-grip handles were popular but by 1800 had gone out of fashion. They were produced in association with both flat and rat-tail tangs.

The early two-tined fork (first half of the 16th century) with large steel tines, is preserved in the form of the carving fork (sometimes called "German" fork [Brunner 1967: 59]). The carving fork is designed for stabbing the meat and has a haft for a firm grasp. In contrast to this, the all-metal fork has the same flat stem as the spoon. Once the fork was established as a regular table item, knives and forks began to be produced in pairs, in the same shape and material (Kidd 1972). From 1670 to 1850, the fork was slightly shorter than the knife, although the handles were usually the same size and shape (Kidd 1972).

As already mentioned, there are three main types of forks in this collection. The first six categories deal with tanged forks, Category 7 deals with folding forks, and categories 8 to 13 deal with all-metal forks. A short section follows the 13 categories which describes fork fragments; they have not been illustrated or discussed in detail because they have attributes already discussed in previous categories dealing with complete or almost complete objects.

Category 1 (Fig. 11a)

There are three forks, two-tined, with a flat tang, bone scales, balustroid-shaped shank, and no shoulder. This category of fork could date before 1770, as the shank is not yet an accentuated mid-section bulge, and there is no shoulder, a characteristic associated with forks of ca. 1740. This shape is similar to one illustrated by Watkins and is dated to the early 18th century (Watkins 1968: 159, Ill. 56, 57). The no-shoulder feature is illustrated by Noël Hume in two separate reports, although, in his examples, the tangs are rat-tail. One of his examples is from Rosewell, an 18th century mansion in Gloucester County, Virginia; the other is from the foundations of a small colonial dwelling and outbuilding at Tutter's Neck, both of which ceased to exist ca. 1750 (Noël Hume 1962: 197; 1966: 58). The three forks in this category come from three different contexts: the North Storehouse, ca. 1779 to the late 1820s; the Hospital/Master Carpenter's Quarters, pre-1812 to 1815; and the Barrack Master's Quarters, 1815 to the 1850s. These contexts substantiate the foregoing information on the dating of characteristics of this fork shape.

Category 2 (Fig. 11b, c)

There are two carving forks in this collection, one with a flat tang and one with a rat-tail tang. They both have a shoulder, a mid-section bulge shank, a bolster, and a guard bar on the shank. No dating has been attempted with these forks as the basic design of carving forks has not altered for several hundred years (Brett 1968: 126). One of these forks measures 20.5 cm in length and has bone

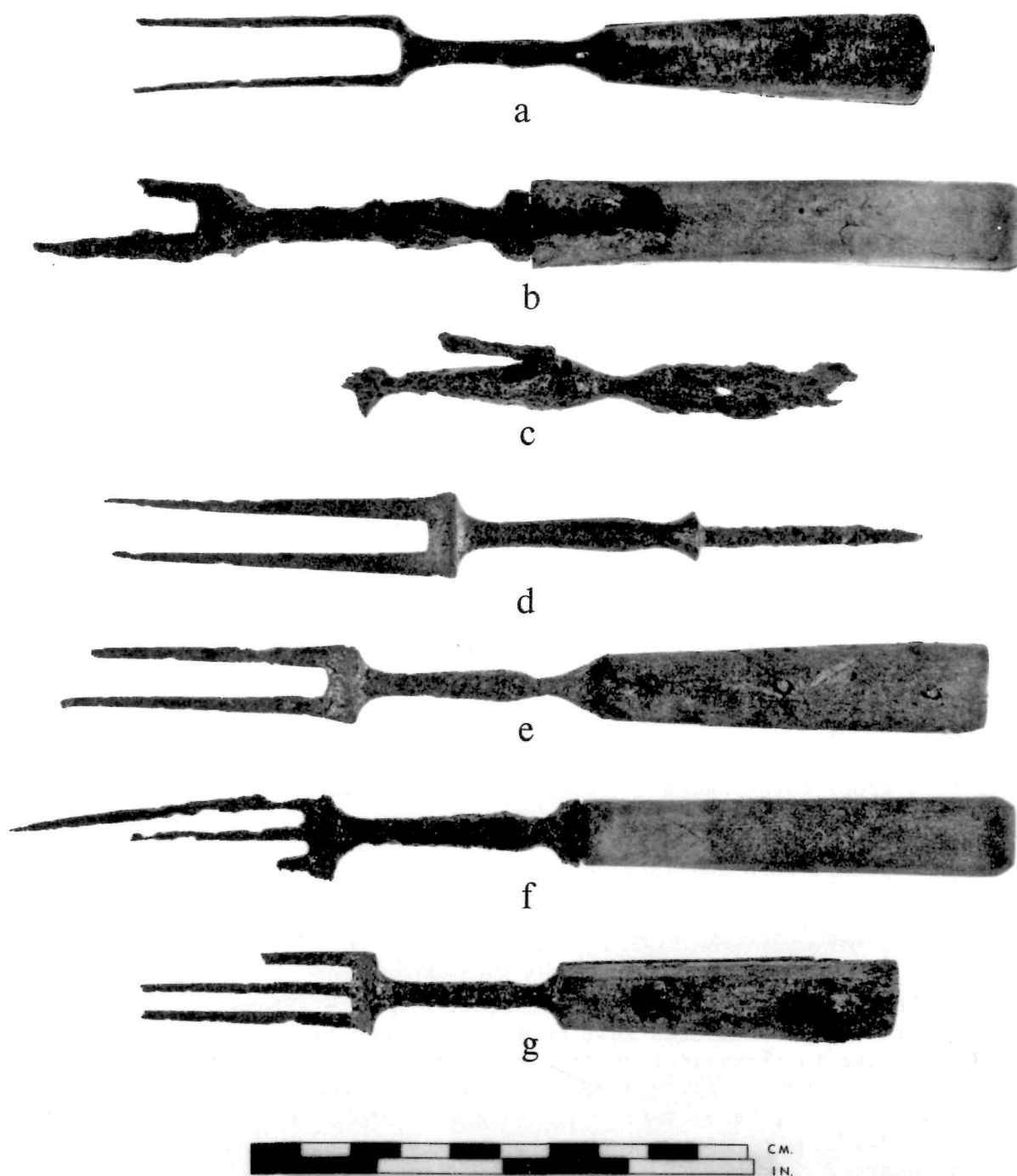


Figure 11. Forks: a, Category 1 (9G6F2-63); b, Category 2 (9G4A18-116); c, (9G4C13-75); d, Category 3 (9G4C14-90); e, Category 4 (9G23B1-8); f, Category 5 (9G4A18-117); g, Category 6 (9G12A1-80). RA-2236 B

scales rectangular in cross-section, with a rounded end. Both come from the Commanding Officer's Quarters, 1781 to 1870. All of the fork tine/tang combinations in categories 3, 4, 5, and 6, to follow, have a bolster, a shank with a mid-section bulge, and a shoulder separating the shank from the tines. They probably post-date 1770, the date when the shoulder feature first appears. As noted earlier, two- and three-tined forks coexist well into the 19th century and the mid-section bulge is a late 18th century feature. The three-tined forks have tines one-third the length of the whole fork. In summary, a date of ca. 1800 is suggested for these forks.

Category 3 (Fig. 11d)

There are 18 forks, two-tined, with a rat-tail tang. The most complete one measures 18 cm in length. One of the fork handles is rectangular in cross-section with bevelled edges and a metal butt, but for the most part these forks are without handles. Six of these forks come from the Commanding Officer's Quarters, 1781 to 1870; four come from the Hospital/Master Carpenter's Quarters, pre-1812 to 1815. The rest are distributed in contexts which range in date from the late 18th century to the third quarter of the 19th century.

Category 4 (Fig. 11e)

There are 14 forks, two-tined, with a flat tang. The most complete one measures 17.5 cm in length. The scales are plano-convex in cross-section, some are plain bone, some are decorated with incised diagonal lines, cross-hatching, etc. One set of scales is incised with the initials KK. Three of the 14 forks come from the Stone Barracks, which dates from 1813/14 to 1872. The rest are distributed in contexts which span the late 18th and 19th centuries.

Category 5 (Fig. 11f)

There are 14 forks, three-tined, with a rat-tail tang. The most complete example measures 20.8 cm in length and has a handle, rectangular in cross-section with bevelled edges. Another fork has a handle, rectangular in cross-section with a rounded end; another with rounded sides and end, tapering toward the end. One fork handle is marked J...LOUGHRY. These forks come from contexts which span the last quarter of the 18th century up to the third quarter of the 19th century.

Category 6 (Fig. 11g)

There are 26 forks, three-tined with a flat tang. The most complete one measures 17.5 cm in length. A number of them have bone scales, marked, probably with the owner's initials or other identifying

marks, but not those of a manufacturer. One set of scales has the letters L*T incised on it; one set has a broad arrow incised on it (the mark which signifies that the article is the property of the British military); another set is incised with XX. There are also incised designs on the scales. These include cross-hatching and diagonal incised lines. One has diagonal parallel incised lines down the centre of the scales, with three horizontal parallel incised lines on the sides. Two are smooth undecorated bone. The dates of the contexts for these forks span the 18th and 19th centuries. Two contexts have yielded five items each. They are the South Storehouse, 1780 to the late 1820s, and the Stone Barracks, 1813/14 to 1872. The North Blockhouse, 1779 to the 1850s, has yielded three.

Category 7 (Fig. 12a, b, c)

There are four folding forks and one fork shank/lining fragment in this collection. A folding fork can be a single fork which folds into a handle, or it can be a special feature found in conjunction with the blade of a clasp-knife. In this collection, three of the forks are two-tined, and one is three-tined. They have a shank, flat in cross-section, but balustroid-shaped in plan view. As noted at the beginning of this section, there is no shoulder found in conjunction with this type of fork. One of the two-tined forks measures 7.8 cm in

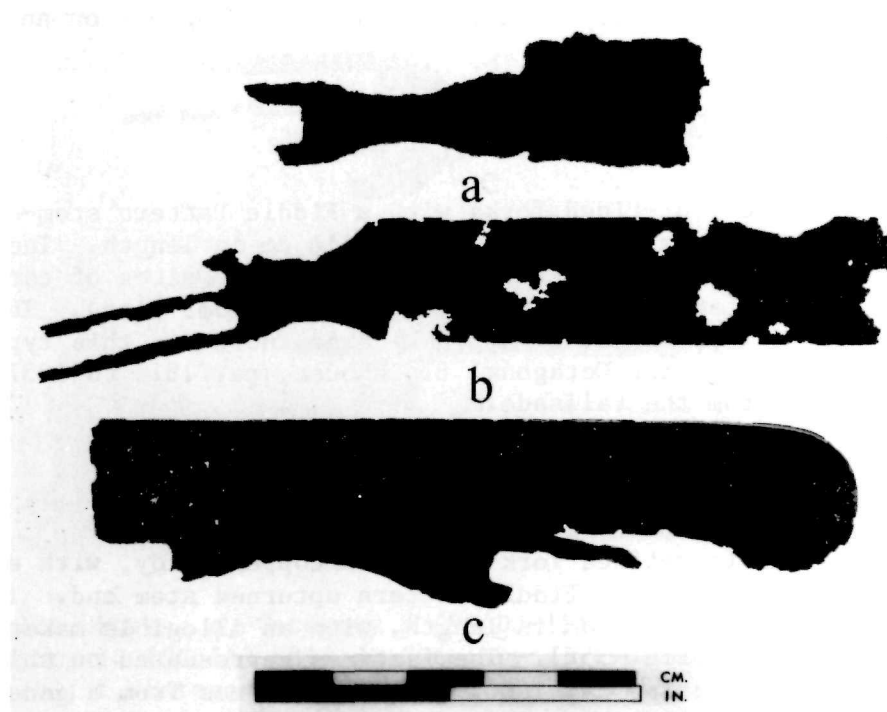


Figure 12. Folding Forks: Category 7: a, (9G21A1-107); b, (9G51A5-84); c, (9G3A2-38). RA-2225 B

length; another two-tined fork measures 10 cm; the three-tined one measures 11.2 cm in length. One of the two-tined forks is in a handle, although the outside coverings are missing (Fig. 12c). This handle has a pistol-grip shape and a short bolster. Peterson illustrates a combination folding knife and fork dated to the 18th century; another dated 1861; and a knife-fork-spoon combination of the Civil War period (Peterson 1958: 139, Figs. 174, 175, 176). Folding forks of the shapes described here are found in the 1816 Smith catalogue. One of these forks comes from the Octagonal Blockhouse, ca. 1814 to 1837; one fork and the shank/lining fragment come from the Hospital/Master Carpenter's Quarters, dating pre-1812 to 1815; one fork comes from the Guard House, 1815 to 1872; and the fourth fork comes from a general provenience for the site. Folding forks, as a fork type, have been manufactured at least since the 18th century, but it is suggested that the folding forks in this collection probably date from the early 19th century.

Category 8 (Fig. 13a)

There are three forks, four-tined with a spatulate, downturned stem end. These forks are of a very common quality; they have been stamped from wrought iron sheeting and are of a uniform thinness. One complete fork measures 19 cm in length. The other two forks in this group seem to be part of the same issue. These forks all come from the Commanding Officer's Quarters, 1781 to 1870. Perhaps this quality was issued to the enlisted men or perhaps was used in the preparation of food; they do not appear to be the quality of utensil that would appear on an officer's table.

Category 9 (Fig. 13b)

There are two four-tined forks with a Fiddle Pattern stem-end, upturned. The most complete fork measures 16 cm in length. These forks are a unique shape; they have not appeared at other sites of comparable date to Coteau-du-Lac (e.g. Fort Beauséjour, the Roma site). They are cast and made of ferrous metal. No dating is known for this type of fork. One comes from the Octagonal Blockhouse, ca. 1814 to 1837, and the other comes from the Palisade.

Category 10 (Fig. 13c)

There is one four-tined fork made of a copper alloy, with ears on the stem and a dognose on a Fiddle Pattern upturned stem end. It is complete and measures 17.5 cm in length, with an illegible maker's mark stamped on the back (Fig. 35f). The features represented on this fork are found on forks dating ca. 1800. This item comes from a general provenience of the site.




Figure 13. Forks: a, Category 8 (9G4D3-151); b, Category 9 (9G31C1-50); c, Category 10 (9G51A3-88); d, Category 11 (9G12E1-106); e, Category 12 (9G7B3-76); f, Category 13 (9G9B1-102). RA-2239 B

Category 11 (Fig. 13d)

There is one four-tined fork, silver-plated, with a linear pattern on both sides of a flaring stem, and an ornate design in the centre of the fork handle. It is complete and measures 18.2 cm in length. It is marked ELMO PURE SILVERPLATE, and has a capital S in a triangular shape after it (Fig. 35g). This inscription has not been identified in any reference thus far, but is probably a 20th century fork. It comes from the Gun Platform used in the War of 1812 and the Rebellion of 1837.

Category 12 (Fig. 13e)

There is one fragment of a four-tined all-metal fork with a stem, oval in cross-section. The front and back of the fork are consequently slightly curved. This shape is unique to the site. It comes from the North Blockhouse, 1779 to the 1850s. No other information is available for this fork shape.

Category 13 (Fig. 13f)

There is one four-tined fork fragment with a shoulder. This is a unique piece; if it is a fragment of an all-metal fork, it is unusual for it to have a shoulder; conversely, if it is a fragment of a tanged fork, it is unusual for it to have four tines. The tines are short, similar to those found on all-metal forks; the shank shape is also unusual, if it is a tanged fork. At present, no further information is available for this fork shape. It comes from the Hospital, pre-1812 to 1823.

Non-categorized fork fragments

As stated earlier, there are a number of fragments in this collection which manifest characteristics seen on complete objects already described; for this reason they have not been illustrated.

There are 27 fork fragments with a flat tang; bone scales, where complete; a bolster, where complete; and a mid-section bulge shank, where complete. The scales are plano-convex in cross-section, or, as in one case, hexagonal. There are incised designs on some of the scales, which include cross-hatching, parallel, vertical and diagonal lines. There are some which are plain smooth bone. One of the latter fragments has the initials IK incised on it. There are two fragments with metal butts.

There are three fork fragments with a rat-tail tang, bone handles, a bolster, and a mid-section bulge shank. One fragment has a handle with rounded sides and end; another is diamond-shaped in cross-section with a parallel linear incised design.

There are seven fork fragments with two tines and broken off just below the shoulder.

There are five fork fragments with three tines and broken off just

below the shoulder.

There is one fragment with a rat-tail tang and a mid-section bulge shank; there is one fragment with a flat tang, mid-section bulge shank, and a shoulder; there is one fragment of a four-tined all-metal fork, with an oval stem in cross-section.

General Comment

Categories 1, 2, 3, 4, 5, 6 and 10 describe fork shapes which occur at Fort Beauséjour; the shapes described in categories 2, 3, and 5 are found on forks from the Roma site. The dates suggested for the forks found at Coteau-du-Lac are comparable to the other two sites mentioned (Priess, Shaughnessy and Wade 1975).

The all-metal forks from this collection are mostly unique to the site. Category 10 fork, however, is similar to one from Fort Beauséjour, except that the tines are longer and the maker's mark differs from the one from Coteau-du-Lac.

The pistol-grip handle, which occurs at Fort Beauséjour, is not found on any fork from this site.

Of the 129 items in this collection, the largest quantity comes from the Commanding Officer's Quarters, 1781 to 1870, where 21 occur; 12 forks come from the South Storehouse, 1780 to the late 1820s, and 10 come from the North Blockhouse, 1779 to the 1850s.

BONE AND ANTLER HANDLE FRAGMENTS FOR KNIVES OR FORKS

The bone and antler handles in this group are fragmented at such a point on the shank that it is impossible to determine whether they were originally knife or fork handles. Some have rat-tail tangs, in which case they are called "handles"; some have flat tangs, which are called "scales." Most of the handles and scales are not illustrated because their shapes are found on complete knives and forks from this site already illustrated. Only the items in the last two paragraphs discussed here have been illustrated separately; their shapes are unique and are not found on complete objects from the site.

There are 16 flat tang bone scales, four of which come from the South Blockhouse, ca. 1779 to the 1830s. Some of these scales are undecorated smooth bone: one set has an incised diamond design in the centre of the scales with diagonal lines on both sides, another has diagonal lines incised in the centre with cross-hatching on either side. One set of scales is marked with the letters IVX, another with X, and another with an incised British broad arrow. Another set is marked with AC, and another with IN. They range in length from 7 cm to 7.8 cm.

There are 34 flat tang bone scales, plano-convex in cross-section. They range in length from 6.8 cm to 9.5 cm. Some are incised with various designs, including cross-hatching, diagonal lines, incised on both sides and undecorated in the centre, and horizontal lines. Some are undecorated smooth bone. One is decorated with random incised lines. Some have metal butts and one has a slanted butt end. One is marked with an incised British broad arrow, one with the letter V, one with X, and one with DK. Seven of these scales come from the Canal and Features, dating 1779 to the 1840s; six come from the South Storehouse which dates from 1780 to the late 1820s. Two contexts have yielded five items each, the North Blockhouse, dating from 1779 to the 1850s, the Stone Barracks, 1813/14 to 1872. The Retaining Wall, which shows up on the plans of 1814, has yielded four of these items.

There is one flat tang bone set of scales flat in cross-section, and slightly curved and diverging at the butt end. It is undecorated. It measures 8.5 cm in length. This item comes from the Hospital, dating pre-1812 to 1823.

There is one flat tang bone set of scales flat in cross-section and tapered, with a straight end. It measures 4.5 cm in length. It comes from the Cloverleaf Bastion used in the War of 1812/14.

There are nine rat-tail tang bone handles rectangular in cross-section. Some are undecorated, some have a horizontal linear design, and one has a chevron design. The longest one measures 10 cm. Of the nine handles, three come from the Commanding Officer's Quarters, 1781 to 1870.

(Fig. 14a) There is one rat-tail handle in a natural bone joint form; it flares toward the butt end. It is almost complete and

measures 8.5 cm in length. This handle comes from the Stone Barracks, dating 1813/14 to 1872.

(Fig. 14b) There are eight rat-tail tang handles made of antler; some have a natural, unworked shape, some have metal butts. They range in length from 5.8 cm to 10 cm. Three come from the Stone Barracks, dating 1813/14 to 1872.

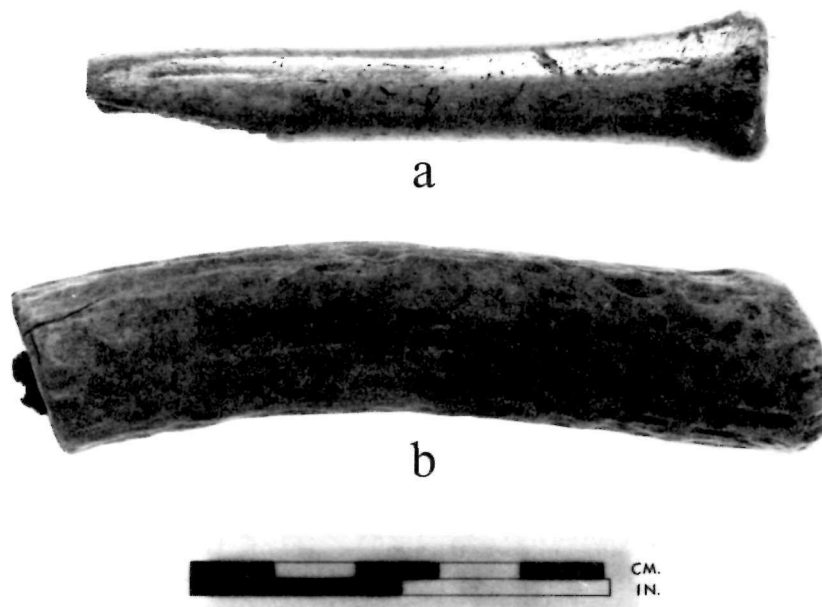


Figure 14. Bone Handles: a, (9F15J3-262); antler handle: b, (9G5G3-15). RA-2223 B

General Comment

Without the complete knife or fork available to determine specific attributes, it is very difficult to discuss the dating of these items solely on their characteristics. As noted in each paragraph, these items have been recovered from contexts ranging in date from the late 18th century up to the third quarter of the 19th century. It is noted, however, that these shapes and materials do appear on other sites of comparable date, such as Fort Beauséjour (Priess, Shaughnessy and Wade 1975) and the Roma site (Wade 1975).

SPOONS

The spoons in this collection are discussed within three main groups: tablespoons (including serving spoons), teaspoons, and fragments (including spoon handle fragments, spoon or fork handle fragments, bowl-stem fragments and bowl fragments). They are described according to form -

bowl shape: elliptical, ovate
 stem shape: flat, rectangular/square or oval in cross-section
 ears on the stem below the bowl
 stem end: spatulate, Fiddle Pattern, downturned, upturned,
 dog-nose
 reinforcing: absent, rat-tail (spear-shaped), single drop,
 double drop, elongated drop, sunburst
 material: iron, grey metal, copper alloy or silverplate.

The teaspoons in this collection have both elliptical and ovate-shaped bowls; the tablespoons, however, have only ovate-shaped bowls. The ovate-shaped bowl is found on spoons dating from the middle of the 18th century (Currier 1970: 169); prior to this period they were elliptical and, earlier, round elliptical and egg-shaped. The ovate shape was firmly established by 1750 and continues to the present (Howard 1903: 64).

The spear-shaped rat-tail reinforcing between the bowl and the stem of a spoon dates from the first quarter of the 18th century in English ware, and was out of fashion by the middle of the century (Bigelow 1931: 267).

The drop reinforcing or "heel" (so called by Lassen 1960) appeared about 1750 (Currier 1970: 166), replacing the rat-tail. Drops can be either single or double; in the case of the double drop it has been suggested that it is a repetition on a reduced scale of the form of the dog-nose on the face of the stem (Jackson 1892: 142). The conjecture is that the dog-nose is formed by the middle section of the earlier Wavy End spoon being hammered onto the face of the stem.

The dog-nose feature is found in conjunction with the spatulate stem end, and the ridged and channelled stem. The ridge and channelled stem came into use about 1705 (Jackson 1892: 141). By 1750 this feature had disappeared, but the end was still curled, either up or down. One source shows the spatulate end to date about 1730 and the ridged and channelled stem to continue until 1760 (Kovel and Kovel 1961).

The ears below the bowl on the stem of the spoon, and the Fiddle Pattern stem end, were popular at the end of the 18th and beginning of the 19th centuries (Jackson 1892: 143). The ovate-shaped bowl is found with these features, as is the dog-nose, which continued in fashion from the 18th into the 19th century. In some cases the stem end was

downturned and in others it was upturned, but by the second half of the 18th century the ends were usually downturned (Noël Hume 1970: 183).

The first five categories in this collection deal with tablespoons. Categories 6 to 16 deal with teaspoons. The descriptions which follow the categorized items are called non-categorized fragments, either handles, bowl/stems, or bowls. They are only illustrated and described in detail if they manifest characteristics not seen in the complete items.

Category 1 (Fig. 15a)

There are 14 tablespoons which have in common an ovate-shaped bowl and a spatulate stem end. There is no reinforcing. They are made of wrought iron and were probably originally tin-plated; they are of crude design. They could have been used in the kitchen, perhaps as basting spoons, or at the enlisted mens' table. They do not appear to be of the quality of cutlery that would appear on an officer's table. They are relatively large spoons, the longest one measuring 24.5 cm. All are at least 20 cm in length. According to one source, base metal spoons followed the fashion of the silver spoons, from the earliest times to the latest (Jackson 1892: 144). This being so, these spoons must date no earlier than ca. 1750, as this was when the ovate-shaped bowl was introduced; the spatulate stem end dates to ca. 1700. These spoons come from contexts which range in date from the late 18th century to the third quarter of the 19th century.

Category 2 (Fig. 15b)

There is one example of a tablespoon with an ovate-shaped bowl; no reinforcing; a Fiddle Pattern stem end, downturned; and ears just below the bowl on the stem. These features are dated ca. 1800. This spoon is made of iron, originally tinned, and measures 23.5 cm in length. It, too, is of a crude design. It comes from the North Storehouse, ca. 1779 to the late 1820s.

Category 3 (Fig. 15c)

There is one tablespoon with a Fiddle Pattern, upturned stem end; a combination drop and rat-tail reinforcing (Fig. 16); made of grey metal. The combination drop and rat-tail reinforcing is a feature found on French spoons dating ca. 1725 (Traquair 1973: 96; the bowl shape of this spoon reference is oval), and not on English spoons. The spoon from this collection is similar to ones found at the French sites of Restigouche, 1760, and Les vieilles Forges near Three Rivers, 1738 to 1883, in Quebec. Although the bowl is incomplete, this artifact measures 15.5 cm in length. It comes from the Bakehouse, dating 1815 to 1872, which contradicts the proposed early date of ca. 1725 for this spoon.




Figure 15. Tablespoons: a, Category 1 (9G6M3-1); b, Category 2 (9G6J2-76); c, Category 3 (9G22N3-17); d, Category 4 (9G21A1-109); e, Category 5 (9G4B3-332). RA-2238 B



Figure 16. Tablespoon: Close-Up of Reinforcing of Spoon in Category 3 (9G22N3-17). RA-2221 B

Category 4 (Fig. 15d)

There is one tablespoon with an ovate-shaped bowl; a large single drop reinforcing; ears; a Fiddle Pattern, downturned stem end, with a dog-nose on the underside. It is silver-plated (a type of finish which post-dates 1760 [Raymond 1949: 7]) and has a complete set of hallmarks. According to the marks, it was made in Edinburgh, Scotland, 1809-10 (Jackson 1964: 505). The marks include the King's head, a castle (designating the city of Edinburgh), a thistle (referring to Scotland), a small letter "d" and the maker's initials in capital letters, which have not been identified (Fig. 17). On the front of the spoon initials are engraved, probably the owner's (Fig. 18). The spoon is large, measuring 23.9 cm in length. It appears to be a serving spoon rather than an eating utensil. It comes from the Guard House, dating 1815 to 1872, which is more or less compatible with the date of the hallmark, and the dating of the characteristics of the spoon.

Category 5 (Fig. 15e)

The final item in the tablespoon collection is made of a copper alloy with an ovate-shaped bowl, ears, and a Fiddle Pattern stem end. It is complete and measures 22.5 cm in length. It has a set of hallmarks, which are not completely legible (Fig. 35h). It was probably a serving spoon, originally silver-plated. It comes from the Commanding Officers' Quarters, dating 1781 to 1870.

Teaspoons were first made about the end of the 17th century, at

which time they were similar to the modern after-dinner coffee spoon. They were gradually made larger, until by the first quarter of the 18th century they reached the proportion of the modern teaspoon (Howard 1903: 60). Teaspoons were first introduced for use by children, or for sweetmeats and eggs (Bigelow 1931: 277). They had the same characteristics as tablespoons from the same period, so that many of the ones from this collection are of the same description as the tablespoons. There are, however, some examples with characteristics not present in the tablespoon collection. They are appropriately noted.




Figure 17. Tablespoon: Close-Up of Hallmark of Spoon in Category 4 (9G21A1-109). RA-2222 B




Figure 18. Tablespoon: Close-Up of Engraving on Spoon in Category 4 (9G21A1-109). RA-2215 B

Category 6 (Fig. 19a)

There are four teaspoons, all with an ovate-shaped bowl; no reinforcing; a flat stem (in cross-section); a spatulate, downturned stem end; and all are made of iron. The shapes and manufacture of these spoons are similar to the ones in Category 1. The largest of these spoons measures 13.2 cm in length and comes from the Guard House, dated 1815 to 1872. Another smaller teaspoon comes from the Guard House; one comes from the Blockhouse, 1779 to the 1850s, and the other comes from a general provenience for the site.

Category 7 (Fig. 19b)

There are five teaspoons, all with an ovate-shaped bowl; no reinforcing; a spatulate, downturned stem end; and a rectangular/square stem in cross-section; all are made of iron. These spoons are similar to the ones described in Category 6, except that these are thicker in cross-section, and the bowl is deeper with higher sides. The largest spoon measures 14.2 cm in length. These spoons come from contexts which range in date from the last quarter of the 18th century to the second quarter of the 19th century.

Category 8 (Figs. 19c, 20a)

There are two teaspoons, both with an ovate-shaped bowl, a single drop reinforcing, a flat stem in cross-section, ears, and a Fiddle Pattern stem end with a dog-nose on the underside, and both are made of brass. They could have originally been silver-plated. The features described here date the spoons to ca. 1800. The larger of the two measures 14.3 cm in length and is marked, although the mark is not completely legible (Fig. 35i). One comes from the Commanding Officer's Quarters, 1781 to 1870; the other comes from the Guard House, 1815 to 1870.

Category 9 (Figs. 19d, 20b)

There is one teaspoon with an incomplete bowl, a single drop reinforcing, a flat stem in cross-section, ears, and a Fiddle Pattern stem end with a dog-nose on the underside. It is made of a copper alloy. This spoon could have originally been silver-plated. It has a complete but illegible set of hallmarks (Fig. 35j). This spoon is similar to the one described in Category 8, except that the bowl shape is unknown in this case. It dates to ca. 1800 based on its characteristics. It comes from the Stone Barracks, dating from 1813/14 to 1872.

Category 10 (Figs. 19e, 20c)

There are two teaspoons, both with an ovate-shaped bowl, a single




Figure 19. Teaspoons: Front Views: a, Category 6 (9G21A1-108); b, Category 7 (9G5N2-9); c, Category 8 (9G21C1-102); d, Category 9 (9G15N3-676); e, Category 10 (9G40A1-27); f, Category 11 (9G15M3-543). RA-2230 B




Figure 20. Teaspoons: Back Views: a, Category 8 (9G21C1-102); b, Category 9 (9G15N3-676); c, Category 10 (9G40A1-27); d, Category 11 (9G15M3-543). RA-2242 B

drop reinforcing, a rectangular/square stem in cross-section, ears, and a Fiddle Pattern stem end, and both are made of grey metal. The features described here, being similar to the ones in Category 8, date these spoons to ca. 1800. One spoon has an illegible hallmark on it. This spoon measures 14.1 cm in length and comes from the Barrack Master's Quarters (undated). The other one comes from the South Storehouse, 1780 to the late 1820s.

Category 11 (Figs. 19f; 20d)

There are two teaspoons, both with an ovate-shaped bowl, no reinforcing, a rectangular/square stem in cross-section, ears, a Fiddle Pattern stem end and both are made of grey metal. One has a set of illegible hallmarks (Fig. 35k). These spoons differ from Category 10 in that they do not have any type of reinforcing and are slightly smaller; one measures 13.5 cm. They probably date ca. 1800. They both come from the Stone Barracks, 1813/14 to 1872.

Category 12 (Figs. 21a; 22a)

There is one teaspoon with an ovate-shaped bowl, a long single drop reinforcing, a rectangular/square stem in cross-section, and a flat (in cross-section) Fiddle Pattern stem end. It is made of grey metal. This spoon is 12.2 cm in length and marked with two distinguishable letters I C (Fig. 35l). The ovate-shaped bowl and Fiddle Pattern stem end suggest a date of ca. 1800 for this spoon. It comes from the Bakehouse, dated 1815 to 1872.

Category 13 (Figs. 21b; 22b)

There is one teaspoon with an ovate-shaped bowl, a sunburst projecting from a single drop reinforcing, a stem which is rectangular/square in cross-section, and a flat (in cross-section) spatulate stem end. It is made of grey metal. In the 18th century the point where bowl and stem join was often decorated with foliate ornamentation, "rocaille," or a repetition on a small scale of the dog-nose (Brunner 1967: 57). This spoon is almost complete (part of the bowl is missing) and measures 12.8 cm in length. The features described here could date this spoon to the middle of the 18th century, or later. It comes from the Commanding Officer's Quarters, 1781 to 1870.

Category 14 (Figs. 21c; 22c)

There is one teaspoon with an ovate-shaped bowl, a small rat-tail reinforcing, a rectangular/square stem in cross-section, a flat in cross-section, and a spatulate stem end. It is made of grey metal. It is complete and measures 12.2 cm in length. This spoon is similar to the one described in Category 13, except that the reinforcing is

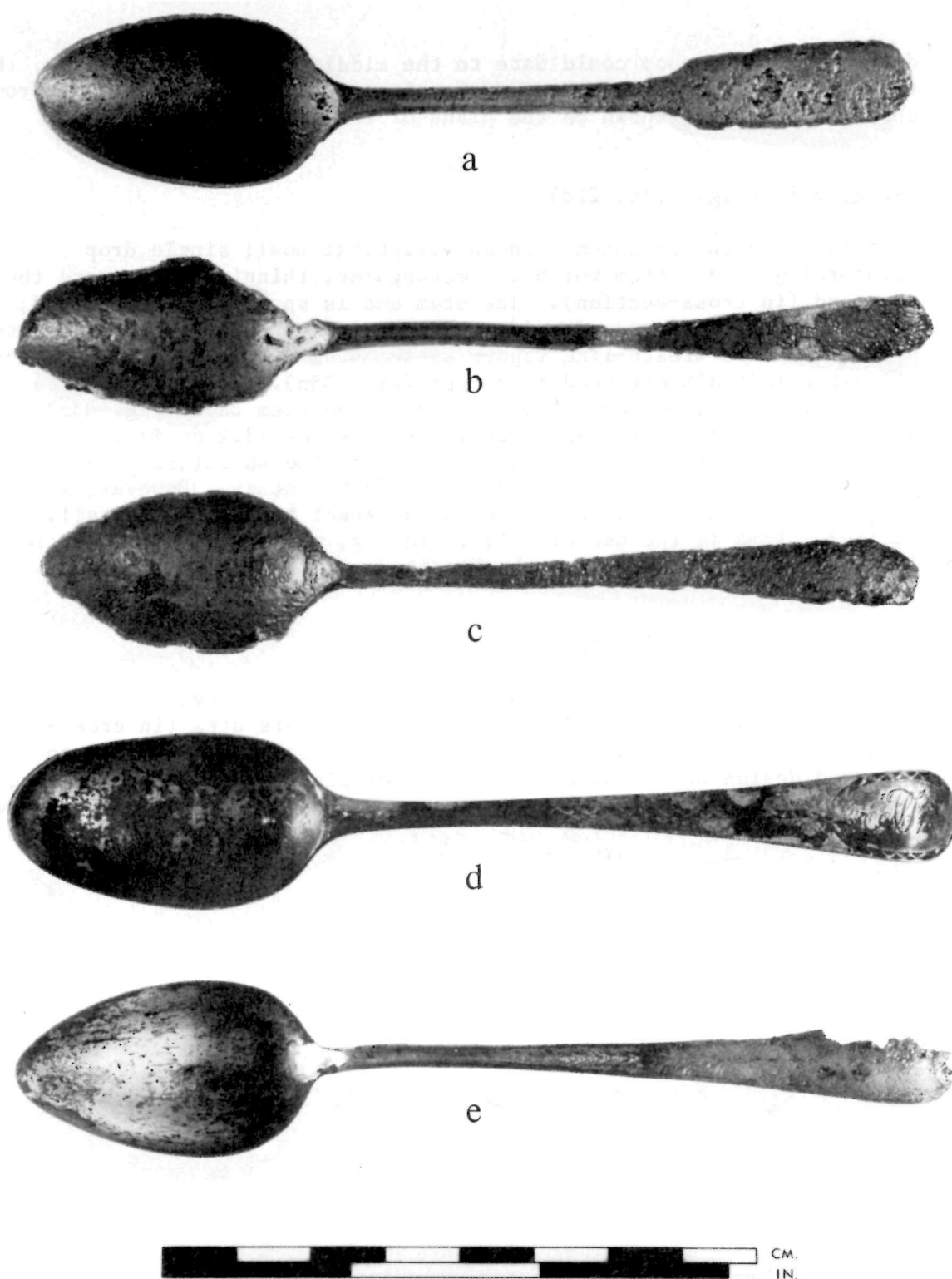


Figure 21. Teaspoons: Front Views: a, Category 12 (9G22H1-22); b, Category 13 (9G4C14-91); c, Category 14 (9G26A4-277); d, Category 15 (9G9H3-16); e, Category 16 (9G15Y1-33). RA-2243 B

different. The spoon could date to the middle of the 18th century, the rat-tail reinforcing being out of fashion at this time. It comes from the Retaining Wall shown on the plans of the fort for 1814.

Category 15 (Figs. 21d; 22d)

There is one teaspoon with an elliptical bowl; single drop reinforcing; and a stem which is rectangular, thinning out toward the stem end (in cross-section). The stem end is spatulate, downturned, with a dog-nose on the underside. The stem is engraved with a geometric pattern, with a wreath-like figure at the stem end which surrounds three illegible initials engraved in script (Fig. 35n). There are also a maker's initials, probably RC, stamped on the stem back (Fig. 35m). The spoon was originally silver-plated. It measures 13.2 cm in length. The bowl shape of this spoon pre-dates 1750, and the spatulate stem end and dog-nose date from the beginning of the 18th century. However, it has a single drop reinforcing where one would expect to find a rat-tail. Another enigma is the use of silver-plating, which does not occur before 1760. This spoon comes from the Hospital, dating pre-1812 to 1823.

Category 16 (Figs. 21e; 22e)

The last item in the teaspoon collection has an ovate-shaped bowl, a small rat-tail reinforcing, a rectangular/square stem (in cross-section), and a spatulate stem end (flat in cross-section) with an engraved design on the stem. It is silver-plating on a copper alloy, measuring 12.8 cm in length. The features described here date the spoon to about the last quarter of the 18th century. It comes from the Stone Barracks, 1813/14 to 1872.

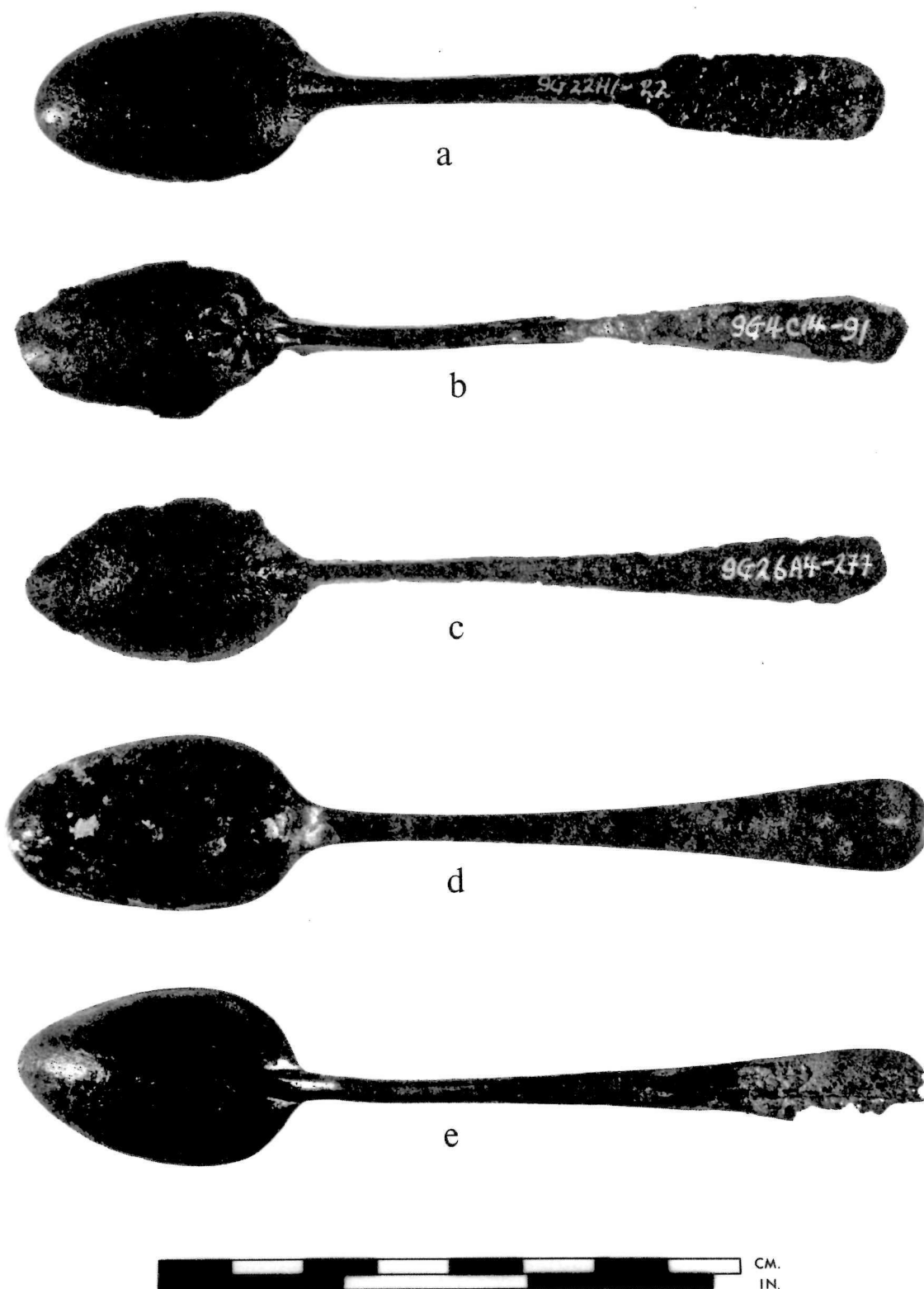


Figure 22. Teaspoons: Back Views: a, Category 12 (9G22H1-22); b, Category 13 (9G4C14-91); c, Category 14 (9G26A4-277); d, Category 15 (9G9H3-16); e, Category 16 (9G15Y1-33). RA-2233 B

Non-categorized spoon handle fragments

The fragments described below are designated spoon handles; although they are without tines or bowls to positively identify them as either spoons or forks, they are made of grey metal which is too soft a material to be of practical use in the form of forks.

(Fig. 23a) There are three teaspoon and six tablespoon fragments which have a stem that is rectangular/square in cross-section, and a Fiddle Pattern stem end. One teaspoon has an engraved anchor design on the stem (Fig. 33a). One tablespoon stem is marked with an engraved crown and the words: BRITANNIA CROWN METAL (Fig. 33c). This mark was used by Yates of Birmingham who was in business at least in the mid-19th century (Belden 1976: 8, 18).

(Fig. 23b) One tablespoon stem fragment, which is flat in cross-section, has a variation Fiddle Pattern stem end. It is marked with WOLSTENHOLM on the back (Fig. 33b). This Sheffield firm was founded in 1745 by George Wolstenholme (Bexfield 1945: 14-15). The piece in this collection is stamped without the last E at the end of the name.

(Fig. 23c) There are five teaspoon and eight tablespoon fragments with a stem, rectangular/square in cross-section, and a spatulate stem end. One of these tablespoons has a stem with a ridged design around the sides and a ridge up the centre. Another has an engraved angel on the stem (Fig. 33d).

There are some stem fragments which could be either spoon or fork handles because some are made of iron and some are made of a copper alloy, materials used for both. In order to designate the size of the stems, they are described as "tablespoon-size" and "teaspoon-size."

There are two teaspoon-size handles made of a copper alloy. One stem fragment is flat in cross-section and has a spatulate stem end. The other has no particular distinguishing features.

There are three teaspoon-size and four tablespoon-size handles made of iron. They have a stem, flat in cross-section, and a spatulate stem end.

There are five teaspoon-size and 11 tablespoon-size handles made of iron. They have a stem, rectangular/square in cross-section, and a spatulate stem end.

(Fig. 23d) There are two tablespoon-size handles made of iron. The stems are flat on the underside, and rounded on top, with a Fiddle Pattern stem end.

There are three teaspoon-size and three tablepoon-size handles with a stem, flat in cross-section, with a Fiddle Pattern stem end. They are made of iron.

(Fig. 23e) There is one tablespoon-size handle with a stem, rectangular in cross-section; in plan view, the stem flares outward and returns to a point at the stem end. It is made of iron.

There is one handle piece, badly fragmented, with no particular distinguishing features.

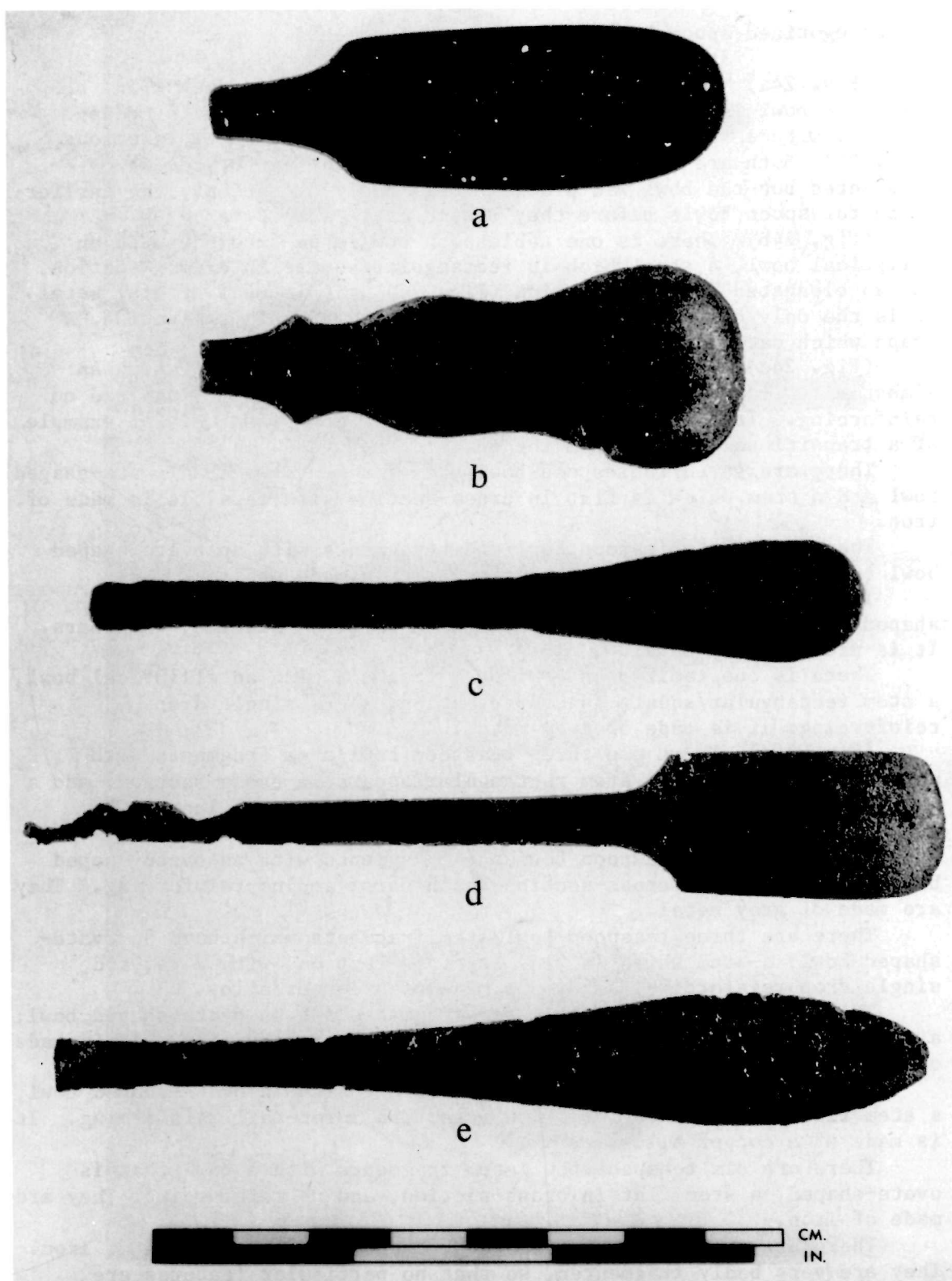


Figure 23. Spoon Handle Fragments (Non-categorized): a, (9G1B20-11); b, (9G51A1-203); c, (9G21C1-103); d, (9G6G2-104); e, (9G2C1-63). RA-2227 B

Non-categorized spoon bowl/stem and bowl fragments

(Fig. 24a) There are two tablespoon bowl/stem fragments in which the bowl is elliptical, the stem rectangular/square in cross-section, with a rat-tail reinforcing outlined by elaborate volutions (Fig. 25). Both are made of grey metal. The one illustrated is fragmented but the bowl was probably originally elliptical, the earlier shape for spoon bowls before they become ovate-shaped ca. 1750.

(Fig. 24b) There is one tablespoon bowl/stem fragment with an elliptical bowl, a stem which is rectangular/square in cross-section, and an elongated drop reinforcing (Fig. 26). It is made of grey metal. It is the only complete bowl shape of its type in this collection, a shape which dates prior to 1750.

(Fig. 24c) There is one tablespoon bowl/stem fragment with an almost elliptical bowl, a stem which is flat in cross-section, and no reinforcing. It is made of a copper alloy. Perhaps this is an example of a transitional stage, from the oval to the ovate.

There are seven tablespoon bowl/stem fragments with an ovate-shaped bowl and a stem which is flat in cross-section with ears. It is made of iron.

There are 12 tablespoon bowl/stem fragments with an ovate-shaped bowl and a stem flat in cross-section. It is made of iron.

There are four tablespoon bowl/stem fragments with an ovate-shaped bowl and a stem rectangular/square in cross-section, with ears. It is made of grey metal.

There is one tablespoon bowl/stem fragment with an elliptical bowl, a stem rectangular/square in cross-section, and a single drop reinforcing. It is made of grey metal.

(Fig. 24d) There are three teaspoon bowl/stem fragments with an ovate-shaped bowl, a stem rectangular/square in cross-section, and a single drop reinforcing. They are made of grey metal. The one illustrated has a beaded design on the stem (Fig. 27).

There are five teaspoon bowl/stem fragments with an ovate-shaped bowl; a stem oval in cross-section, with ears; and no reinforcing. They are made of grey metal.

There are three teaspoon bowl/stem fragments which have an ovate-shaped bowl; a stem which is flat in cross-section, with ears; and single drop reinforcing. They are made of a copper alloy.

There is one teaspoon bowl/stem fragment with an ovate-shaped bowl; a stem flat in cross-section, with ears; and no reinforcing. It is made of a copper alloy.

There is one teaspoon bowl/stem fragment with an ovate-shaped bowl; a stem flat in cross-section, with ears; and a rat-tail reinforcing. It is made of a copper alloy.

There are six teaspoon bowl/stem fragments with a bowl that is ovate-shaped, a stem flat in cross-section, and no reinforcing. They are made of iron.

There are two bowl/stem fragments, one of grey metal, one of iron. They are very badly fragmented, so that no particular features are distinguishable.

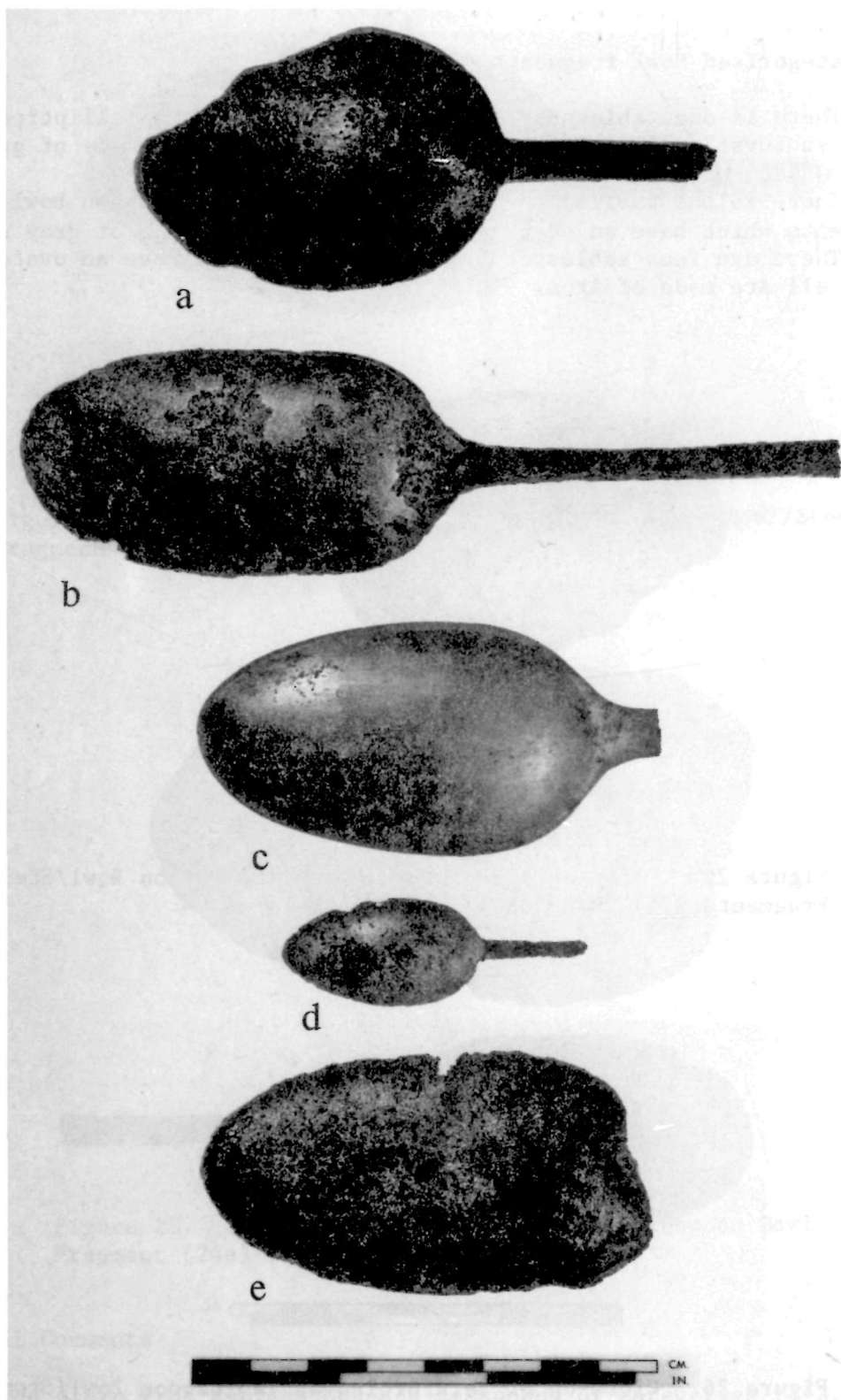


Figure 24 Spoon Bowl/Stem and Bowl Fragments (Non-categorized):
a, (9G9D3-30); b, (9G9D1-120); c, (9G11V3-132); d, (9G6G1-101);
e, (9G11Q1-51). RA-2241 B

Non-categorized bowl fragments (Fig. 24e)

There is one tablespoon bowl fragment which has an elliptical bowl and a sunburst or floral reinforcing (Fig. 28). It is made of grey metal.

There is one tablespoon bowl fragment and six teaspoon bowl fragments which have an ovate-shaped bowl; all are made of grey metal.

There are four tablespoon bowl fragments which have an ovate-shaped bowl; all are made of iron.



Figure 25. Close-up of Reinforcing on Tablespoon Bowl/Stem Fragment (24a) (9G9D3-30). RA-2216 B



Figure 26. Close-up of Reinforcing on Tablespoon Bowl/Stem Fragment (24b) (9G9D1-120). RA-2219 B




Figure 27. Close-up of Beading on Stem of Teaspoon Bowl/Stem Fragment (24d) (9G6G1-101). RA-2218 B



Figure 28. Close-up of Reinforcing on Tablespoon Bowl Fragment (24e) (9G11Q1-51). RA-2217 B

General Comments

The plain iron tablespoons and teaspoons of categories 1, 2, 6 and 7, appear at both Fort Beauséjour and the Roma site. The grey metal spoon of Category 3 is similar to a number of spoons from Fort Beauséjour, except that the ones from Fort Beauséjour have spatulate stem ends. However, there are a number of bowl/stem fragments in grey

metal from this collection which have the same elliptical bowl shape.

There are some spoons from both Fort Beauséjour and the Roma site that are similar to those in categories 4 and 5, 8, 9, 10 and 11, of this collection, that is, the typical features on a spoon of ca. 1800.

The only teaspoon bowl/stem fragment illustrated from this collection is similar to a relatively large number of such teaspoons from Fort Beauséjour.

From a total of 159 pieces in the spoon collection from Coteau-du-Lac, 33 come from the Stone Barracks, 1813/14 to 1872. The next largest quantity, numbering 17, is from the Hospital, pre-1812 to 1823. Fifteen come from the Commanding Officer's Quarters, 1781 to 1870, and 13 come from the North Blockhouse, 1779 to the 1850s. The South Storehouse, 1780 to the late 1820s, has yielded ten.

SCISSORS

Scissors are a cutting instrument made up of two halves working in opposition to one another. Each half consists of a cutting edge (blade), a shank and a loop (handle). The halves are riveted together at the joint enabling them to pivot when the user manipulates the loops of each half in his hand.

This collection of scissors includes a variety of loop shapes, shanks and blades. The categories are determined by the shapes of the three above-mentioned parts of scissors, based on the following attributes:

Blades can be flat, bodkin, rapier or bevelled, with blade points which are vigo, sharp-pointed or round. Shank shapes are discussed in cross-section and plan view: diamond, rectangular, triangular, elliptical and round are terms for describing the cross-sections; straight (also called Quaker), tapered, flared, tup and reverse tup refer to plan views. Shanks can also have shoulders, knops, flutes and bead decorations. There are a variety of ways to decorate the point where the shank and loop join. These include: thread neck, bead neck, winged inward, winged outward, square or neb. The shank can join the loop in several locations, including inside the loop, outside the loop, at the centre of the loop, and offset from the centre of the loop. The loops, like the shanks, are discussed in cross-section and plan view. In cross-section they can be circular (round), flat, or elliptical; in plan view they can be circular, ovate or elliptical. They can be further decorated by being fluted or beaded. The loops can be both of the same size, or sometimes, as in the case of shears, one can be larger than the other. The definition of shears, in fact, is based on the overall size, 15.3 cm and over, being classed as shears (Wiss 1948).

At the present time very little is known about the dating of scissors, because of the paucity of information available on the subject. Those sources consulted speak only in general terms of 18th and 19th century examples. Noël Hume gives examples of pairs of scissors with specific dates which are, however, not helpful here because none in his collection are similar. It is known that scissors were not common in England before the 16th century (Noël Hume 1969: 267), perhaps because shears, simpler and easier to make, served as well in this capacity (Noël Hume 1969: 267 and Himsworth 1953: 151). By the 17th century, however, scissors as we know them practically supplanted the use of shears (Frank 1950: 171).

The scissors in this collection are grouped in ten categories describing complete or nearly complete scissors. These are followed by a number of descriptions of fragments, some of which are illustrated if they show characteristics not seen in the complete objects already described.

Category 1 (Fig. 29a)

There are 12 scissors with flat blades with sharp points, round tup shanks, and loop shapes elliptical in plan view and cross-section. The shanks join the loops on the inside. Some of these scissors have two loops the same size, and some have loops of unequal size. The largest one of this group measures 22 cm in length. In the 1816 Smith catalogue there are scissors of the above description illustrated; they range in length from 15.2 cm to 25.3 cm. Of the 12 items in this category, three come from the Hospital, dating pre-1812 to 1823. The rest come from contexts that range in date from the last quarter of the 18th century to the third quarter of the 19th century.

Category 2 (Fig. 29b)

There are three scissors with bodkin blades having sharp points, round tup shanks, and loop shapes which are elliptical in plan view and in cross-section. The shanks join the loops on the inside. One measures 17.5 cm in length, one 15.5 cm, and one 15 cm. They come from three different contexts which range in date from the last quarter of the 18th century to the second quarter of the 19th century. They are similar to Category 1 except for the bodkin blade.

Category 3 (Fig. 29c)

There are two scissors with bodkin blades having round blade ends, round tup shanks, and loops elliptical in plan view and cross-section. Both bows are the same size. The shanks join the bows on the inside. One pair measures 13 cm in length; the other, 12.8 cm. Himsworth describes these as vine scissors (Himsworth 1953: 157). These scissors are represented in the Smith catalogue of 1816, where they are described as Shop or Shaping Scissors, ranging in size from 12.7 cm to 17.7 cm. The scissors in this category differ from the ones in Category 2 in that the blade ends are round rather than sharp. One pair comes from the Hospital, pre-1812 to 1823; the other comes from the Guard House, 1815 to 1872.

Category 4 (Fig. 29d)

There is one pair of scissors with bevelled blades with sharp points, tup shanks which are diamond-shaped in cross-section, and loops elliptical in plan view and cross-section. The shanks join the loops on the inside. This example measures 10.8 cm in length, and is unique to the site; it is the only pair of scissors with a bevelled blade shape. The original bevelled blades have been forged; the shorter blade of the two has been filed for about 1.8 cm from the point. This blade is shorter than the other by .7 cm. This situation could be the result of the blade having been broken and then reworked; or it could have been filed and made shorter purposely. If the latter is the case, then it is

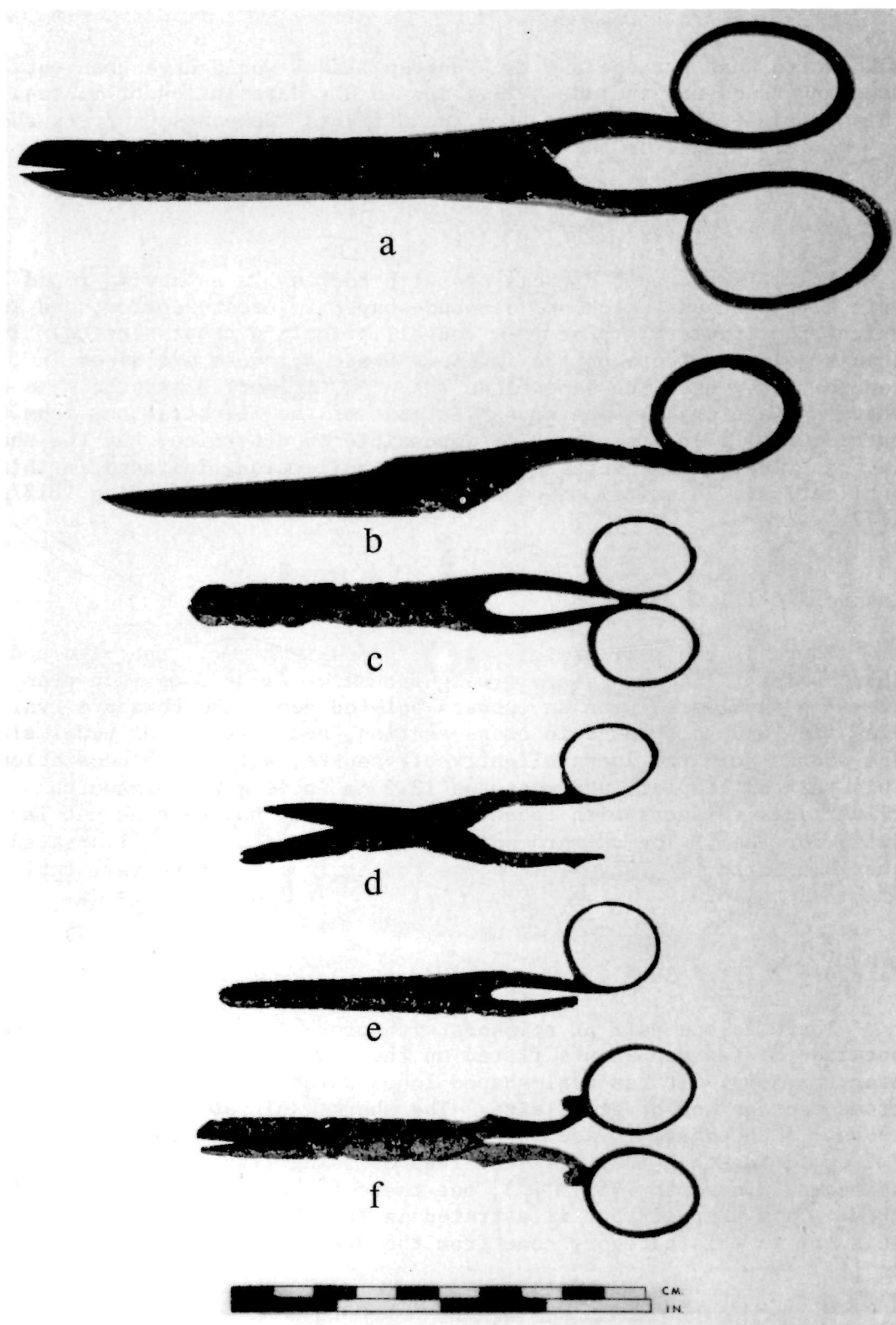


Figure 29. Scissors: a, Category 1 (9G5A1-201); b, Category 2 (9G26A4-276); c, Category 3 (9G21B1-126); d, Category 4 (9G32H1-92); e, Category 5 (9G15C3-110); f, Category 6 (9G9A1-63). RA-2237 B

unknown to what purpose two such uneven blades would have been put. Himsworth does not include this shape in his description of blades. This pair of scissors comes from the Officers' Servants Quarters shown on the 1815 plans for the fort.

Category 5 (Fig. 29e)

There is one pair of scissors with bodkin blades having round blade points, tup shanks which are diamond-shaped in cross-section, and loops which are circular in plan view and elliptical in cross-section. The shanks join the loops on the inside. These scissors are 11 cm in length. They have the same blade shape as Category 3 and the same shank shape as Category 4. The cross-sections of the illustrations from the catalogue of 1816 are naturally impossible to determine, but the shape, in plan view, of the scissors from this collection, is found in this publication. This item comes from the Stone Barracks, dating 1813/14 to 1872.

Category 6 (Fig. 29f)

There is one pair of scissors with bodkin blades, one vigo and one sharp point. The shanks are triangular in cross-section. In plan view they are shouldered with an outward-pointed neb. The bows are oval in plan view and half-round in cross-section, and both are of equal size. The shanks join the loops slightly off-centre, with a neb decoration. This pair is complete and measures 12.5 cm in length. Himsworth illustrates scissors with these characteristics but he does not include dates for them. The outward-pointed neb feature is not illustrated in the 1816 Smith catalogue. This item comes from the Hospital, dating pre-1812 to 1823.

Category 7 (Fig. 30a)

There is one pair of scissors with probable bodkin blades, and outward-pointed neb shanks fluted on the lower portion and spiral-shaped near the join. It has oval-shaped loops which are half-round in cross-section and of equal size. The shanks join at the centre of the loops. Although the blade points are incomplete, these scissors measure 7.2 cm in length. They are described as being fine-point embroidery scissors (Himsworth 1953: 157), but there is no accompanying date for them. This shape is not illustrated in the 1816 Smith catalogue. The scissors in this category come from the Stone Barracks, dating 1813/14 to 1872.

Category 8 (Fig. 30b)

There is one pair of scissors with rapier blades and sharp points, loops which are oval in plan view and cross-section. Both loops are of

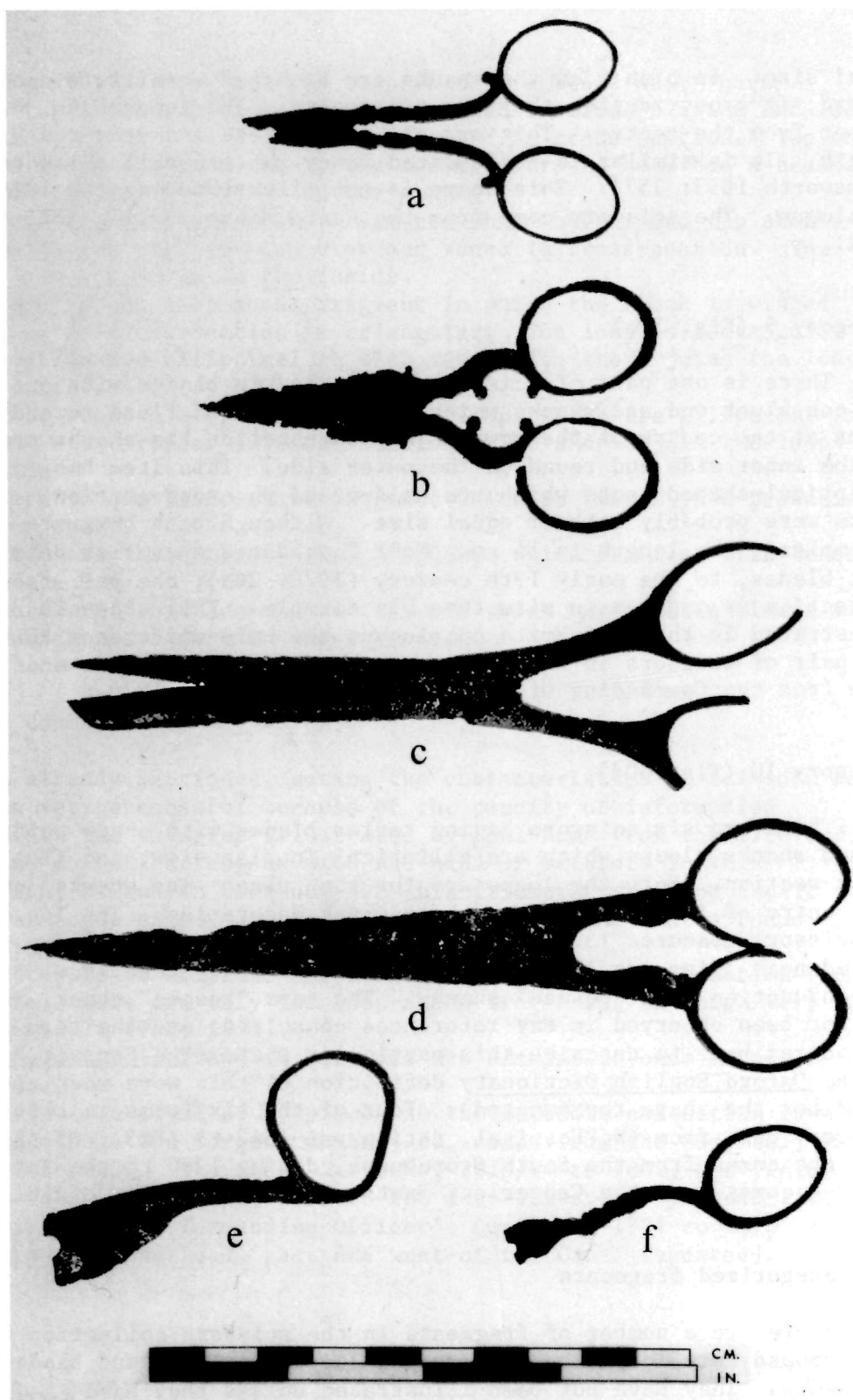


Figure 30. Scissors: a, Category 7 (9G15H3-267); b, Category 8 (9G21C1-101); c, Category 9 (9G4B15-13); d, Category 10 (9G9D3-31); e, non-categorized fragment (9G15A1-151); f, non-categorized fragment (9G39B1-424). RA-2237 B

equal size. In plan view the shanks are S-shaped scrolls, winged inward, in cross-section they are triangular. The loop-shank join is offset from the centre. This example is complete and measures 9.1 cm in length. It is similar to the undated fancy pattern nail scissors (Himsworth 1953: 157). This shape is not illustrated in the 1816 Smith catalogue. The scissors come from the Guard House, dating 1815 to 1872.

Category 9 (Fig. 30c)

There is one pair of scissors having bodkin blades with one sharp and one blunt end and shanks which are straight and flare toward the joins at the centre of the bows. In cross-section the shanks are flat on the inner side and round on the outer side. This item has elliptical-shaped loops which are half-round in cross-section. The loops were probably both of equal size. Although both bows are incomplete, the length is 14 cm. Noël Hume dates a similar pair with flat blades, to the early 19th century (1970: 268); the pair from this collection is smaller in size than his example. This shape is illustrated in the 1816 Smith catalogue, the only difference being that the pair of scissors in this collection has two sharp blade ends. They come from the Commanding Officer's Quarters, 1781 to 1870.

Category 10 (Fig. 30d)

There are six scissors having rapier blades with sharp points, bossed shanks, loops which are elliptical in plan view, and flat in cross-section. Both the loops are the same size. The shanks join at the centre of the loops with a thread-neck decoration. The longest pair of scissors measures 15.8 cm in length; the shortest one, 11 cm. Thread-neck joins are illustrated in the 1816 Smith catalogue, but not in conjunction with "bossed" shanks. The term "bossed" shank, in fact, has not been observed in any references consulted, and the term is introduced here to describe this particular shape (The Compact Edition of the Oxford English Dictionary definition of this word most closely describes the shape represented). Four of the six items in this category come from the Hospital, dating pre-1812 to 1823. Of the other two, one comes from the South Storehouse, dating 1780 to the late 1820s, and one comes from the Cloverleaf Bastion used in the War of 1812.

Non-categorized fragments

There are a number of fragments in the scissors collection which are grouped into loop-shank fragments, loop fragments, and blade-shank fragments. They have not been illustrated unless they have characteristics not found in the complete objects already described.

(Fig. 30e) There is one loop-shank fragment which has a diamond-shaped tup shank with a loop which was probably elliptical in plan view and cross-section. The shank joins the loop on the inside.

(Fig. 30f) There are two loop-shank fragments which have reverse tup shanks which are diamond-shaped in cross-section and loops which are oval in plan view and half-round in cross-section. The shanks join the loops at the centre. The one illustrated here has a beaded design on the upper portion of the shank.

There are six loop-shank fragments which have round tup shanks with loops which are oval in plan view and round in cross-section. The shanks join the loops on the inside.

There is one loop-shank fragment in which the shank is winged inward and in cross-section is triangular. The loop is rectangular in cross-section and elliptical in plan view. The shank joins the loop slightly off-centre.

There are two loop fragments with loops which are elliptical in plan view and circular in cross-section. The shanks join the loops on the inside.

There is one blade-shank fragment which is flat with a probable round tup shank.

There are three blade-shank fragments which are flat with bossed, tapered shanks.

There are two blade-shank fragments which have bodkin blades with shanks which are square in cross-section.

General Comments

As already mentioned, dating the characteristics of scissors has not been very successful because of the paucity of information available. The examples illustrated by Noël Hume from the 17th and 18th centuries do not correspond with the kind of scissors in this collection; Himsforth does not date his illustrations, and the 1816 Smith catalogue simply does not include some of the shapes found in this collection.

There are no complete scissors from the cutlery collection from the Roma site; there are only two loop-shank fragments, of which very little is discernible (Wade 1975).

Categories 1, 9 and 10 scissors are similar to ones found at Fort Beauséjour.

There is a total of 47 pieces in the scissors collection from Coteau-du-Lac. The largest number, 12, comes from the Hospital, dating pre-1812 to 1823. The Stone Barracks, 1813/14 to 1872, has yielded six and the South Storehouse, 1780 to the late 1820s, has yielded five. Three are from the Commanding Officer's Quarters, 1781 to 1870, and three are from the Road, east and west of the Canal (undated).

STRAIGHT RAZORS

Straight razors are instruments used for shaving, pre-dating the safety razor. They comprise three main parts: the blade, the tang and the handle. The tang is pivotted on the handle into which the blade is folded when not in use. These three main parts are made in a variety of shapes.

For the purposes of this report, the descriptions of these shapes are as follows. The blade point can be square, round, hollow or dish. The blade back, in plan view, can be made straight, round or concave, and in cross-section, round, flat or bevelled. The blade can be hollow ground, half-hollow ground, flat or plain ground. Straight razors of later date are made with a heel between the blade and the tang, and a thumb hole, found on the fore side of the tang to facilitate handling. The tang is the extended portion of the blade and separated from it by the shoulder.

For dating the characteristics of straight razors, reference is made to the article by Lummus (1922). According to him, 90 per cent of the straight razors used in America before the Civil War were made in Sheffield. He discusses them according to three main periods: prior to 1800, 1800 to 1833, and 1833 to the American Civil War (Lummus 1922: 262). The main features of these three periods are summarized. Straight razors prior to 1800 have no heels to separate the blade from the bottom of the tang, so forming one continuous line. The end of the tang projects beyond the handle and is beaten out wide and thin and is quite short. Heels begin to appear on straight razors about 1800, at first short, then gradually becoming more pronounced. The tangs are also longer, thicker and more pronounced, but they are still wide and beaten out. Between 1800 and 1833, the heel becomes more pronounced. The initial of the sovereign is stamped on the razors. GR (George IV, 1820-1830) becomes WR on the accession of William IV in 1830, and VR when the reign of Queen Victoria begins in 1837 (Lummus 1922: 263). After 1833, the wide, beaten-out tang is abandoned. From 1833 to 1840, the tang end is slimmer and not very long.

There are 11 items in the straight razor collection from this site. They are separated into six categories, followed by two non-categorized descriptive paragraphs on fragments.

Category 1 (Fig. 31a)

There are three straight razors with a blade back which is concave in plan view, and round in cross-section; a blade edge which is convex and tapers slightly toward the tang, is hollow ground, has a square point, no thumb hole, and no heel. The tang hollow is indeterminate. One measures 13 cm in length; one 13.2 cm in length and marked

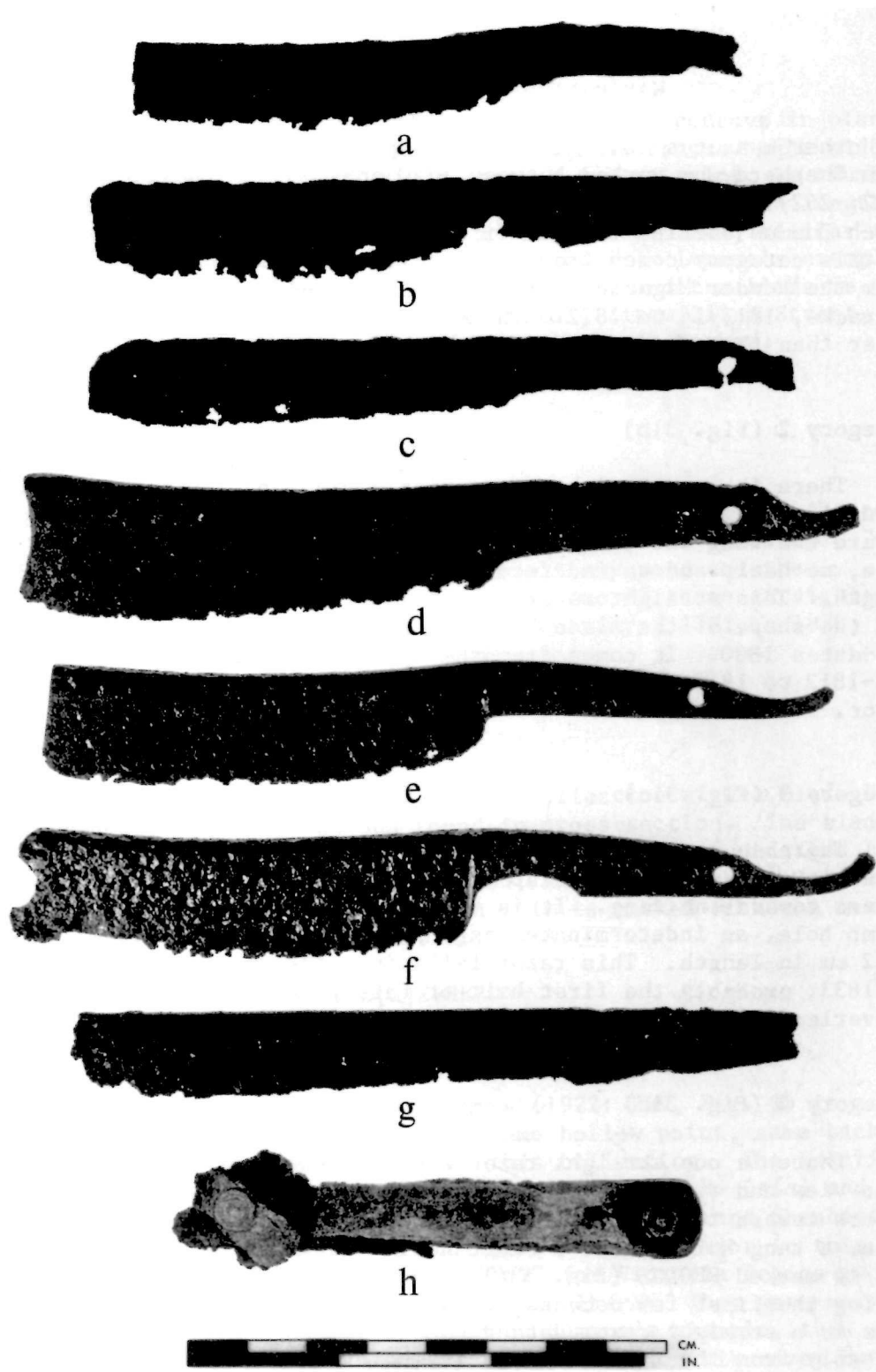


Figure 31. Straight Razors: a, Category 1 (9G15Z1-373); b, Category 2 (9G11V6-113); c, Category 3 (9G50B16-2); d, Category 4 (9G32A1-280); e, Category 5 (9G51A2-202); f, Category 6 (9G15D3-88); g, non-categorized fragment (9G11V6-114); h, non-categorized fragment (9G5E3-23).
RA-2229 B

[SH]EPHERD
WAR[RANTED?] (Fig. 33c);

the other measures 10.5 cm. This is presumably a product of the cutler John Shepherd who worked between 1770 and 1795 in Sheffield (Lummus 1922: 262). The features described here are found on straight razors which Lummus ascribes to his first period, pre-1800. One of the razors in this category comes from the Hospital, pre-1812 to 1823, one comes from the Powder Magazine, 1814/15 to 1872, and one comes from the Stone Barracks, 1813/14 to 1872. The dates of these buildings are a little later than the suggested dates for these razors.

Category 2 (Fig. 31b)

There is one straight razor with a blade back which is straight in plan view, bevelled in cross-section, and a blade edge which tapers toward the tang end. It is hollow ground, has a square point, no thumb hole, no heel, and an indeterminate tang hollow. It measures 12.2 cm in length. This straight razor is similar to the ones in Category 1 except for the shape of the blade back in cross-section. It too probably pre-dates 1800. It comes from the Hospital/Master Carpenters' Quarters, pre-1812 to 1815, a date which is within the probable range for this razor.

Category 3 (Fig. 31c)

There is one straight razor with a blade back which is straight in plan view and originally flat in cross-section and a blade edge which tapers toward the tang. It is hollow ground, has a round point, no thumb hole, an indeterminate tang hollow, and a short heel. It measures 12.2 cm in length. This razor falls into the second dating period, 1800 to 1833; probably the first half of this time-span. It comes from the Cloverleaf Bastion used in the War of 1812.

Category 4 (Fig. 31d)

There is one straight razor with a blade back which is concave in plan view and round in cross-section; the blade edge is convex, and tapers toward the tang. It is hollow ground, has a dish point, no thumb hole, a tang hollow, and a short heel. It measures 14.5 cm in length and is marked RHODES (Fig. 33f). An Ebenezer Rhodes worked in Sheffield during the first few decades of the 19th century (Lummus 1922: 263). This is a straight razor dating to the second period, 1800 to 1833, probably from the first half of it, before the heel has become pronounced and the thumb hole introduced. This razor comes from the Officers' Servants Quarters, which appear on the plans of the fort for 1815.

Category 5 (Fig. 31e)

There are two razors with a blade back which is concave in plan view and round in cross-section; the blade edge is convex. The sides are parallel. They are hollow ground, have a square point, no thumb hole, a tang hollow, and a short heel. One measures 14 cm in length, the other 13.5 cm. Lummus illustrates a razor dated 1842, similar to the two described above (Lummus 1922: 266, Fig. U). Lummus's example is made by a James Johnson, Sheffield, 1818 to 1853, and the blade is stamped "James Johnson's superior silver steel, Fitzwilliam Street, Sheffield." One of the blades from this category is marked:

JAMES
JOHNSON
[ST]EEL (Fig. 33h),

and has several letters in a horseshoe-shape running off both the edges of the tang. The letters look like "P"; "U"; "L"; and possibly a "C," and one other letter. PULC[?] does not spell any word and the significance of these letters is not known. One of these straight razors comes from the Commanding Officer's Quarters, 1781 to 1870; the other from a general provenience for the site.

Category 6 (Fig. 31f)

There is one straight razor from the collection with a blade back which is concave in plan view and round in cross-section. The blade edge is convex; the sides are parallel. It is hollow ground, has a hollow point, a thumb hole, a tang hollow, and a long heel. It is complete and measures 14.8 cm in length. It is marked with the maker's name and has a crown above the initials, V A.

MARSH[ES] & S[H]EPHERD
PO N D[S] [W]OR KS
S H E F F I E L D (Fig. 33g)

One of the examples illustrated by Lummus (1922: 266, Fig. T) is a straight razor dated 1840, and has the same hollow point, same back, tang end, and thumb hole as the one in this collection. The inscription on his example is an image of a crown, the initials V.R. (*sic*) and "Marshes & Shepherd, Ponds Works, Sheffield." Marshes and Shepherd were working in Sheffield between 1818 and 1850. Why the razor in this collection is marked "V A" instead of "V R" for Victoria Regina is not known; perhaps "V A" refers to Victoria and Albert. They were married in 1840 and Albert died in 1861. Based on Lummus's example, this razor falls within his third dating period, 1840 to 1850. This razor comes from the Stone Barracks, dating 1813/14 to 1872.

Non-Categorized Fragments (Fig. 3lg)

There is one fragment, a possible straight razor, with diverging edges. It measures 12 cm in length and comes from the Hospital/Master Carpenter's Quarters, dating pre-1812 to 1815.

(Fig. 3lh) There is one straight razor handle with a badly fragmented piece of a blade pivoted in it. It measures 9 cm in length and tapers toward the end where the blade is attached. It is made of bone and has two large round brass washers at either end. The washers and the shape of the handle are similar to one illustrated by Lummus and dated 1780 (Lummus 1922: 262, Fig. B). It comes from the South Storehouse, dating 1780 to the late 1820s.

General Comment

Most of the features seen on the straight razors from Coteau-du-Lac are found on ones from Fort Beauséjour. These include such features as the square point, the thumb hole and the pronounced heel. One straight razor from Fort Beauséjour is similar to the one in Category 6, except for the blade points, the one in this collection being hollow, and the one from Fort Beauséjour being a grob. There are also some early straight razors from Fort Beauséjour which have no heels or thumb holes. No handles were found in conjunction with any of the razors from Fort Beauséjour (Priess, Shaughnessy and Wade 1975).

The Roma site collection of cutlery does not include any straight razors (Wade 1975).

CONCLUSIONS

The fort at Coteau-du-Lac has three main occupation periods: the initial building of the Canal in 1779, and for defence purposes on two separate occasions - the War of 1812 and the Rebellion of 1837. The artifacts from the site range in date over these years.

The cutlery from the fort includes tableware - knives, forks and spoons, some of which appear to be "fine" ware and some of which appear to be military issue to enlisted men - clasp-knives, scissors and straight razors.

The knives in categories 1, 2, 3, and 4 are dated according to their visible characteristics. Category 1 knives range in date from 1750 to at least 1816; Category 2 knives were certainly being produced in 1816; Category 3 knives, date from ca. 1750 to the early or mid-19th century; and Category 4 knives, from ca. 1750 onwards. Categories 8, 12 and 13 knives date to the early 19th century or later. Category 12 knives range in date from the early to mid-19th century, and Category 13 knives, from 1800 to 1825. Category 11 knives date from ca. 1750 to the first quarter of the 19th century. Dating for categories 5, 6, 7, 9, 10, 14, 15, and 18 remains unknown at this time. This is due partly to the lack of sources which deal with this type of cutlery found on sites, and partly to the fact that some artifacts are badly fragmented, in which case they could be the fragmented remains of knives described in other categories. This is the case with the knives in categories 16 and 17.

Dating, in terms of manufacture and use, for the knives, and indeed, for the other items in the cutlery collection, is usually given as a date range rather than as a specific year. One reason for this is that a certain characteristic does not appear and disappear from a piece of cutlery at a clear-cut point in time; rather, it develops with time, fashions gradually become popular, and manufacturers gradually realize the shift in the taste of the public. Another reason for the date ranges is that sources are not that specific about dates, or in some cases, are completely contradictory. In summary, it would seem that the knives in this collection date primarily to the end of the 18th and beginning of the 19th centuries, which is, in fact, an interim period between the first and second major occupation periods for the fort. They could, however, already have been a few years old and brought to the fort for use during the second occupation period, the War of 1812, but this is strictly conjecture; they could also date from the extreme ends of the date range.

The three main types of forks from this collection are tanged, folding, and all-metal. The two-tined forks in Category 1 possibly pre-date 1770. The carving forks in Category 2 post-date 1770. Categories 3, 4, 5, and 6 forks date to ca. 1800. The folding forks of Category 7 are probably early 19th century. The iron all-metal forks of

Category 8 are of unknown date, as are those in categories 12 and 13. The forks in Category 9 are not documented in sources. The Category 10 fork dates to ca. 1800; the Category 11 fork is probably modern.

The marks which appear on the forks have remained untraced. The collection includes "common" iron forks, as well as pieces made of a copper alloy. It has not been possible to determine if any of these items are French, as the only sources at present available are for British-made forks. The forks, except for those in Category 1, seem to be mainly of the 19th century.

Although the characteristics of tablespoons and teaspoons from the same time period are the same, they have been discussed separately for the purposes of this report. Categories 1 to 5 deal with tablespoons. Categories 1 and 2 are examples of common quality spoons, which remain undocumented in available sources. They must, however, post-date 1750 as they have the ovate-shaped bowl feature of that date. Category 3 tablespoon is the only known French spoon in this collection and dates to ca. 1725. Category 4 spoon dates to 1810, the hallmark having been specifically identified. The spoon in Category 5 dates to ca. 1800. Category 6 and 7 teaspoons, similar in manufacture to the tablespoons in Category 1, are of common quality and unknown date. Categories 8, 9, 10, 11, and 12 teaspoons date to ca. 1800. Category 13 is a spoon of the mid-18th century or later, as is the spoon in Category 14. The teaspoon in Category 15 is composed of eclectic characteristics; dating has therefore not been attempted. Category 16 teaspoon dates to the last quarter of the 18th century.

The spoon collection, like the knives and forks, is a combination of common quality and fine quality cutlery. It is unknown whether the quality of the artifacts relates them to original function or to the social standing of the owner. Here again, the most prominent date for the manufacturing of the spoons is ca. 1800. Only one of the spoon collection is a known French spoon.

The clasp-knives in this collection date predominantly to the 19th century; at least 11 of the categories (2, 3, 5, 6, 7, 9, 10, 11, 12, 15, and 16) are of the shapes cited in the 1816 Smith catalogue. Category 1 dates to the last quarter of the 18th century and is cited in one source as a British clasp-knife shape. Category 2 dates to 1816 or earlier, Category 4, to the late 18th or early 19th century. Categories 8, and 14 are of unknown date and Category 13 is probably modern. Category 17 clasp-knife is probably of early 19th century manufacture.

The major problem in dating clasp-knives is the lack of references available. Only two sources were of major value in this respect. The maker's marks have remained unidentified.

The one case-knife in this collection is of modern manufacture.

Of the ten categories in the scissors collection, three of the shapes (categories 1, 3, and 5) are cited in the 1816 Smith catalogue. Category 2 scissors are similar to the ones in Category 1. Categories 4, 6, 7, and 10 are of unknown date. Category 3 scissors are described as vine scissors in one source, and shop or shaping scissors in another. Category 7 scissors are referred to as fine point embroidery scissors, and the ones in Category 8 as fancy pattern nail scissors; both shapes remain undated. The scissors in Category 9 are dated to the early 19th century. With the paucity of information available, dating has remained, for the most part, impossible.

The straight razors from this collection have been discussed according to three major dating periods: pre-1800, 1800 to 1833, and 1833 to the American Civil War (1861 to 1865). They are probably of British manufacture as 90 per cent of the razors used in America before the Civil War were made in Sheffield, England. Categories 1 and 2 include straight razors which date to the first dating period, pre-1800. Categories 3 and 4, to the second period, and categories 5 and 6, to the third period. Although only one major source was used for the dating of straight razors, it included information on most of the shapes represented in this collection. The razors range in date from the late 18th into the 19th century.

With this brief summary, it is apparent that most of the artifacts from this collection with characteristics documented in sources date to ca. 1800. "Ca. 1800" has been used in this report as the approximate mid-point for those characteristics which range in date from the late 18th century into the early 19th century. These artifacts could therefore relate to the first, second, and third known major occupation periods for the site.

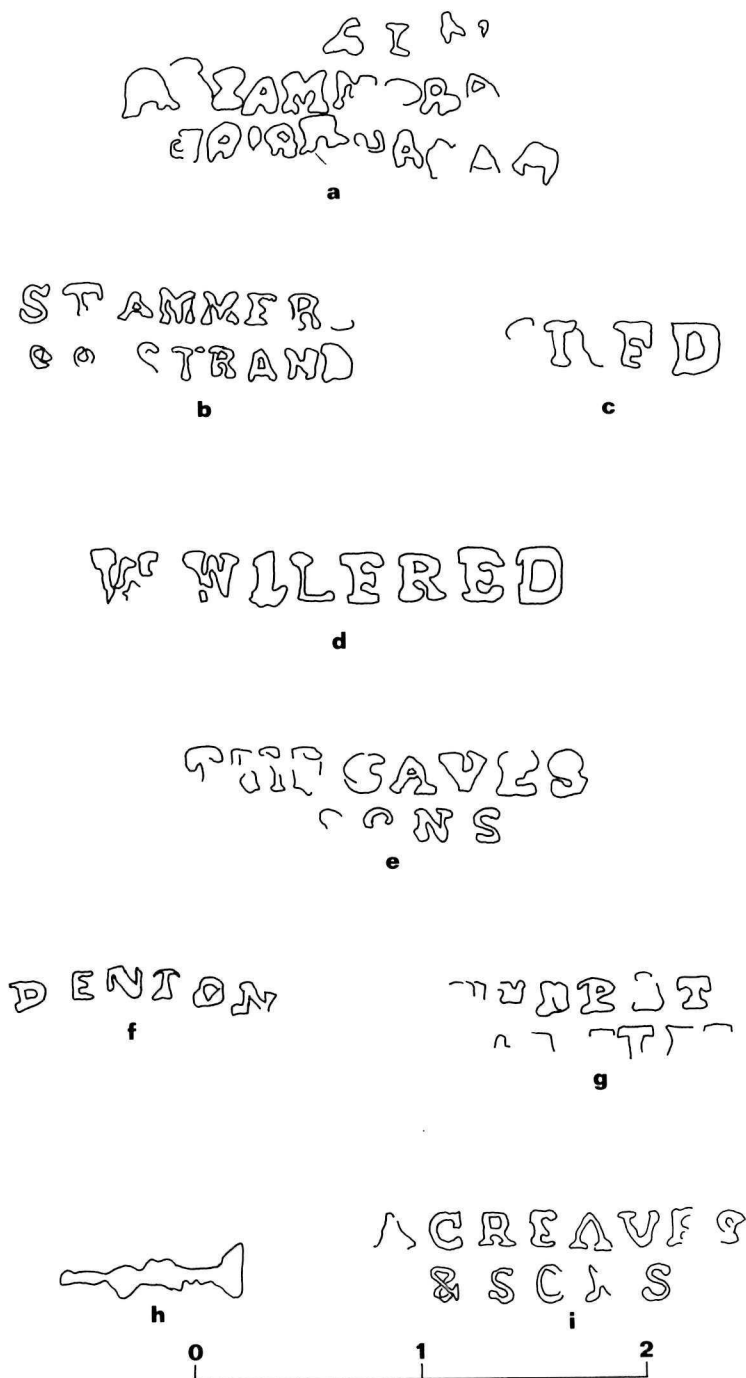


Figure 32. Cutlery Marks on Knife Blades: a, Category 10 (9G4A11-44); b, Category 10 (9G4A18-115); c, Category 7 (9G15F3-217); d, Category 7 (9G15J3-261); e, Category 7 (9G15N3-677); f, Category 8 (9G12A1-81); g, Category 9 (9G51A1-204); h, Category 5 (9G30A1-6); i, Category 3 (9G51A2-203). (Drawings by B. Wade.)

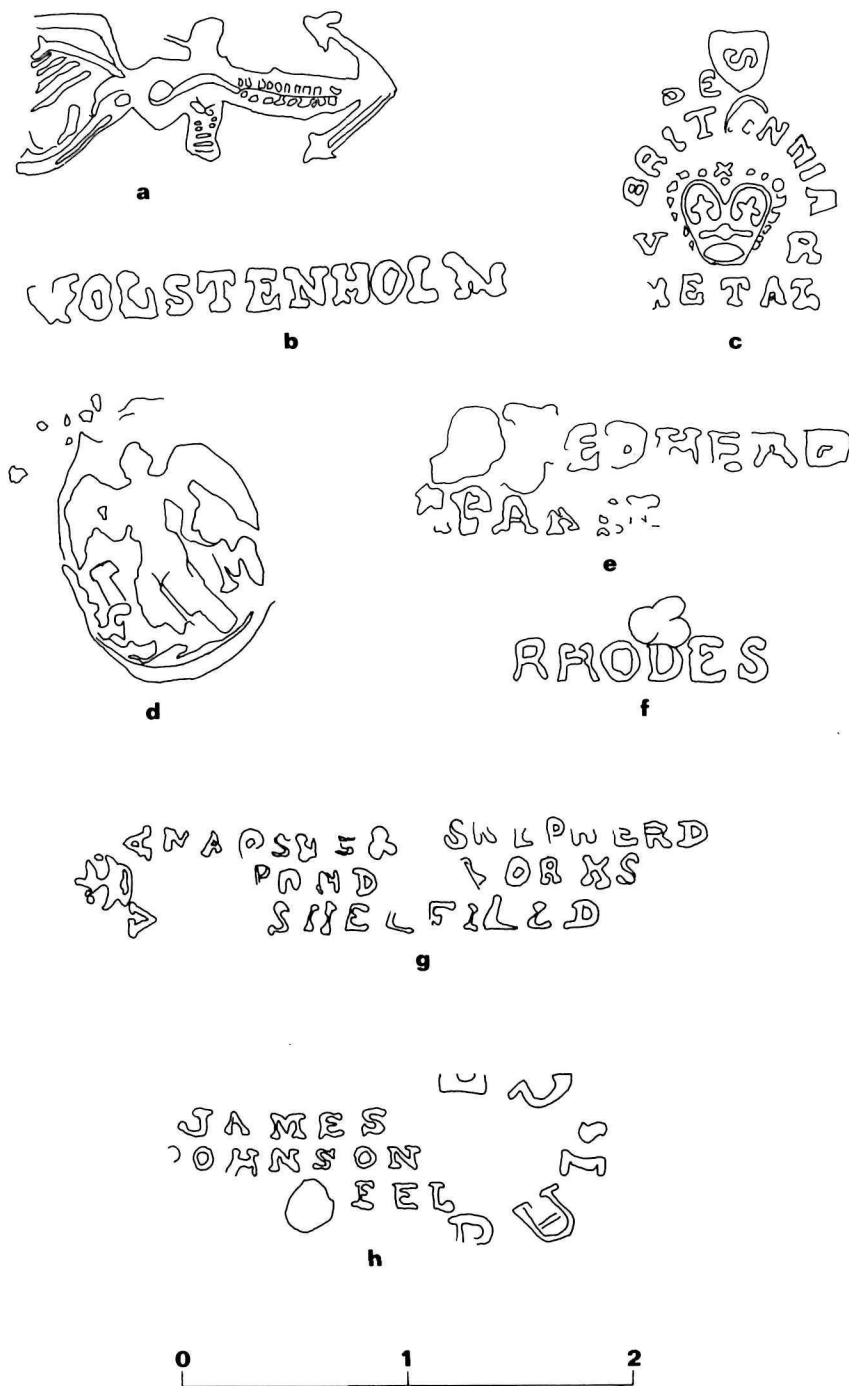


Figure 33. Cutlery Marks on Spoon Handle Fragments: a, (9G1B17-26); b, (9G51A1-203); c, (9G1B20-11); d, (9G21C1-103); on straight razor blades: e, Category 1 (9G14E1-14); f, Category 4 (9G32A1-280); g, Category 6 (9G15D3-88); h, Category 5 (9G51A2-202). (Drawings by B. Wade.)

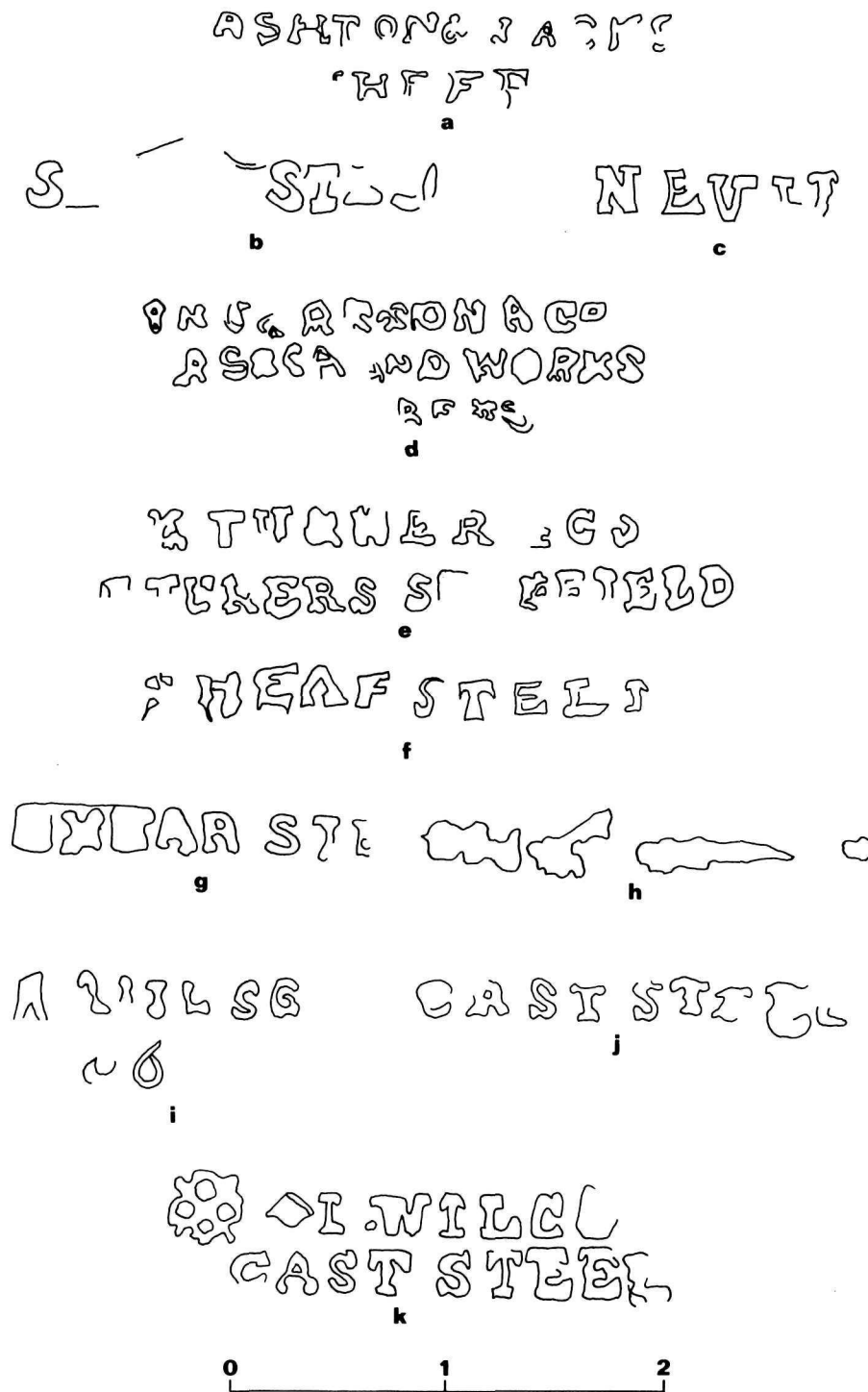


Figure 34. Cutlery Marks on Knife Blades: a, Category 12 (9G8S1-18); b, Category 12 (9G15M3-544); c, Category 13 (9G15Z1-374); d, Category 14 (9G4C3-81); e, Category 14 (9G4C7-168); f, Category 14 (9G4D3-152); g, Category 16 (9G25C3-18); h, Category 18 (9G44N1-27); i, Category 4 (9G15Z1-371); j, Category 4 (9G6B1-76); k, Category 4 (9G15U3-29). (Drawings by B. Wade.)



Figure 35. Cutlery Marks on Clasp-Knife Blades: a, Category 2 (9G11U10-26); b, Category 5 (9G6A1-151); c, blade fragment (9G4A9-120); d, blade fragment (9G7D1-126); on case-knife blade: e, (9G10H1-27); on fork handles: f, Category 10 (9G51A3-88); g, Category 11 (9G12E1-106); on spoon handles: h, Category 5 (9G4B3-332); i, non-categorized spoon handle fragment (9G21C1-102); j, Category 9 (9G15N3-676); k, Category 11 (9G15M3-543); l, Category 12 (9G22H1-22); m, Category 15 (9G9H3-16, back); n, Category 15 (9G9H3-16, front). (Drawings by B. Wade.)

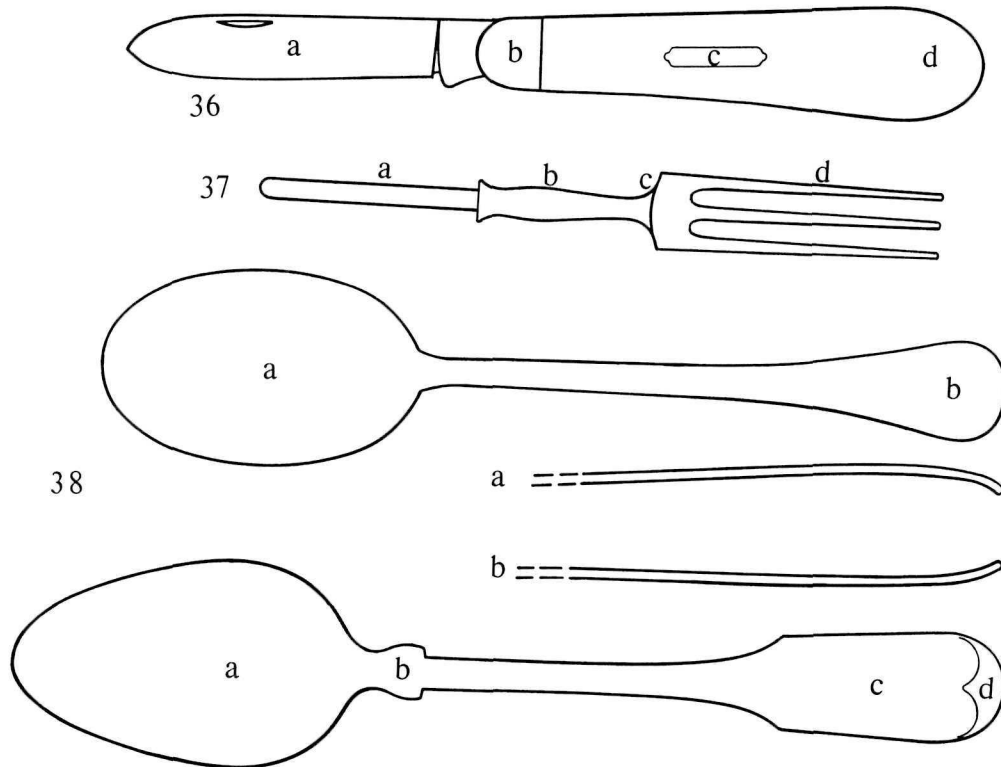


Figure 36. Clasp-knife Terminology: a, blade; b, bolster; c, shield; d, covering. (Drawing by D. Ford.)

Figure 37. Fork Terminology: a, rat-tail tang; b, shank; c, shoulder; d, tines. (Drawing by D. Ford.)

Figure 38. Spoon Terminology: a, oval-shaped bowl; b, spatulate stem end. Handle Terminology: a, downturned stem end; b, upturned stem end. Spoon Terminology: a, ovate-shaped bowl; b, "ears"; c, fiddle pattern stem end; d, dog-nose. (Drawing by D. Ford.)

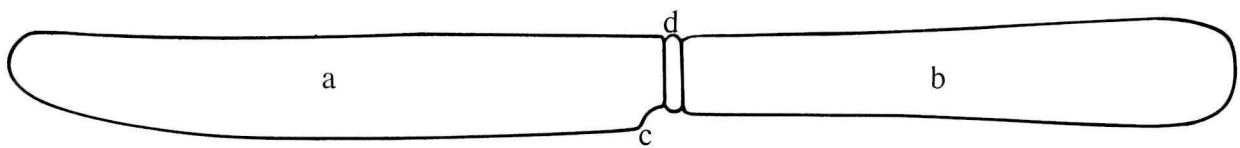


Figure 39. Tableknife Terminology: a, blade; b, handle; c, choil; d, bolster. (Drawing by D. Ford.)

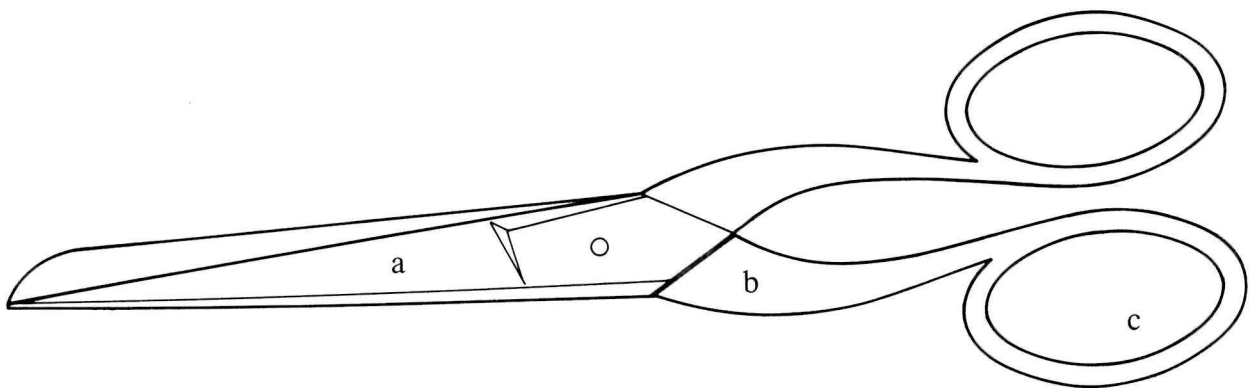


Figure 40. Scissors Terminology: a, blade; b, shank; c, loop. (Drawing by D. Ford.)

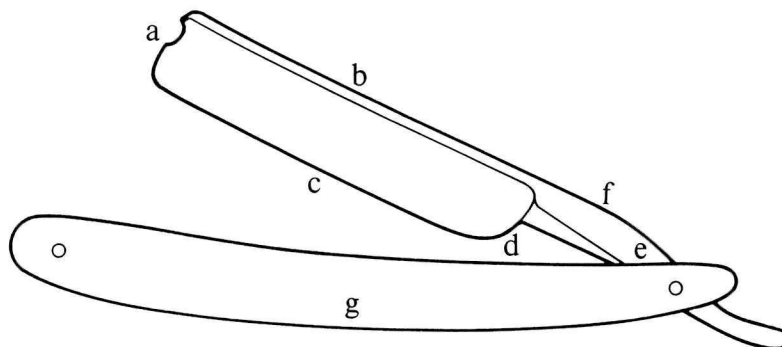


Figure 41. Straight Razor Terminology: a, blade point; b, blade back; c, blade edge; d, heel; e, tang; f, shoulder; g, handle. (Drawing by D. Ford.)

APPENDIX A. DISTRIBUTION OF ARTIFACTS BY STRUCTURE.

Category	Structure/ Feature	Canal & Features 1779-1840s (9G1)	Scarp Wall (9G2)	Octagonal Blockhouse ca.1814-1837 (9G3)	Commanding Officer's Quarters 1781-1870 (9G4)	South Storehouse 1780-late 1820s (9G5)	North Storehouse ca.1779- late 1820s (9G6)
Knives		3	1	1	17	4	9
Clasp-knives		-	-	1	1	4	1
Case-knife		-	-	-	-	-	-
Forks		4	-	3	21	12	5
Handle fragments		10	-	-	5	10	3
Spoons		6	1	3	15	10	9
Scissors		1	-	-	3	5	3
Razors		-	-	-	1	1	-
TOTAL		24	2	8	63	45	12

Appendix A. Distribution of Artifacts by Structure (continued).

Category	Structure/ Feature	North Blockhouse 1779-1850s (9G7)	South Blockhouse ca.1779- 1830s (9G8)	Hospital pre-1812- 1823 (9G9)	Cloverleaf Bastion used 1812- 1814 War (9G10,44,45, 46,47,48,57, 49,50)	Hospital Master Carpenter's Quarters pre 1812- 1815 (9G11)	Gun Plat- forms 1812-14 War & 1837 Rebellion (9G12,42, 54)
Knives		12	3	15	1	7	8
Clasp-knives		6	2	11	3	6	1
Case-knife		-	-	-	1	-	-
Forks		10	3	8	-	7	5
Handle fragments		8	1	2	1	-	-
Spoons		13	6	17	2	4	1
Scissors		-	-	12	1	2	-
Razors		-	-	1	1	2	-
TOTAL		50	15	66	10	27	15

Appendix A. Distribution of Artifacts by Structure (continued).

82

Category	Structure/ Feature	Barrack/ Carpenter's Shop/Stables 1814-1850 (9G13)	Powder Magazine 1814/15- 1872 (9G14)	Stone Barracks 1813/14- 1872 (9G15)	Commis- sariat Officers Quarters/ Church 1816-1870 (9G17)	Guard House 1815-1872 (9G21)	Bakehouse 1815-1872 (9G22)
Knives		3	-	29	3	2	8
Clasp-knives		-	-	5	-	1	1
Case-knife		-	-	-	-	-	-
Forks		-	-	17	2	3	1
Handle fragments		-	-	11	2	2	1
Spoons		2	-	33	1	8	4
Scissors		-	1	6	-	2	-
Razors		-	1	2	-	-	-
TOTAL		5	2	103	8	18	15

Appendix A. Distribution of Artifacts by Structure (continued).

Category	Structure/ Feature	Barrack Master's Quarters 1815-1850s (9G23)	Cookhouse 1815-1872 (9G24)	Barracks Store 1827/8- 1872 (9G25)	Retaining Wall 1814(plans) (9G26)	The Maypole 1814 (9G28)	Miscellan- eous Test Area (9G30)
Knives		2	2	4	2	-	1
Clasp-knives		-	-	2	1	-	-
Case-knife		-	-	-	-	-	-
Forks		7	-	1	2	-	-
Handle fragments		-	-	1	5	-	-
Spoons		2	-	4	2	-	-
Scissors		-	1	1	2	1	-
Razors		-	-	-	-	-	-
TOTAL		11	3	13	14	1	1

Appendix A. Distribution of Artifacts by Structure (continued).

Category	Structure/ Feature Palisade (9G31)	Officers' Servants Quarters 1815(plans) (9G32)	Miscellan- eous Test Area (9G33)	Miscellan- eous Test Area (9G37)	Road (south of ramp) (9G38)	Road (east & west of Canal) (9G39)
Knives	-	-	-	-	-	7
Clasp-knives	-	1	-	1	-	3
Case-knife	-	-	-	-	-	-
Forks	1	-	1	-	-	6
Handle fragments	-	1	-	-	-	-
Spoons	-	1	-	-	-	4
Scissors	-	2	-	-	1	3
Razors	-	1	-	-	-	-
TOTAL	1	6	1	1	1	23

Appendix A. Distribution of Artifacts by Structure (continued).

Category	Structure/ Feature	Barracks Master's Quarters (9G40)	General Provenience	TOTAL
Knives	-	-	16	159
Clasp-knives	-	-	4	55
Case-knife	-	-	-	1
Forks	2	-	6	129
Handle fragments	-	-	1	64
Spoons	1	-	10	159
Scissors	-	-	1	47
Razors	-	-	1	11
TOTAL		3	39	

APPENDIX B. ARTIFACT PROVENIENCES BY CATEGORY.

Knives

Category 1	9G6J2	North Storehouse ca. 1779 to late 1820s
	9G9D3	Hospital pre-1812-1823
	9G9H3	
	9G11U8	Hospital/Master Carpenter's Quarters pre-1812-1815
	9G11V5	
	9G15P3	Stone Barracks 1813/14-1872
Category 2	9G7A1	North Blockhouse 1779-1850s
Category 3	9G4C13	Commanding Officer's Quarters 1781-1870
	9G6E2	North Storehouse ca. 1779 to late 1820s
	9G7C1	North Blockhouse 1779-1850s
	9G9H1	Hospital pre-1812-1823
	9G15A1	Stone Barracks 1813/14-1872
	9G15E3	
	9G15O1	
	9G21C1	Guard House 1815-1872
	9G22P1	Bakehouse 1815-1872
	9G25B1	Barracks Store 1827/28-1872
	9G39B1	Road (east & west of Canal)
	9G51A1	General Provenience
	9G51A2	General Provenience
Category 4	9G6B1 (8)	North Storehouse ca. 1779 to late 1820s
	9G7B1	North Blockhouse 1779-1850s
	9G9G1	Hospital pre-1812-1823
	9G15D3	Stone Barracks 1813/14-1872
	9G15J3	
	9G15U3	
	9G15Z1	
	9G39B1	Road (east & west of Canal)
Category 5	9G9D1 (2)	Hospital pre-1812-1823
	9G30A1	Miscellaneous Test Pit
Category 6	9G2A1 (2)	Scarp Wall
	9G9J5	Hospital pre-1812-1823
Category 7	9G4A18 (20)	Commanding Officer's Quarters 1781-1870
	9G4A18	
	9G4B19	
	9G6H3	North Storehouse ca. 1779 to late 1820s
	9G7B3	North Blockhouse 1779-1850s
	9G7F2	
	9G9D3	Hospital pre-1812-1823
	9G9H3	

	9G12D2		Gun Platforms 1812-14 War & 1837 Rebellion
	9G13C1		Barrack/Carpenter's Shop/Stables 1814-1850
	9G15A1		Stone Barracks 1813/14-1872
	9G15E3		
	9G15F3		
Category 7	9G15J3		Stone Barracks 1813/14-1872
	9G15N3		
	9G17D1		Commissariat Officers Quarters/Church 1816-1870
	9G17D1		
	9G25A2		Barracks Store 1827/28-1872
	9G39B1		Road (east & west of Canal)
	9G51A1		General Provenience
Category 8	9G3F1	(14)	Octagonal Blockhouse ca. 1814-1837
	9G4A18		Commanding Officers Quarters 1781-1870
	9G5N2		South Storehouse 1780 to late 1820s
	9G6J2		North Storehouse ca. 1779 to late 1820s
	9G7A1		North Blockhouse 1779-1850s
	9G9C1		Hospital pre-1812-1823
	9G9C2		
	9G11G1		Hospital/Master Carpenter's Quarters pre-1812-1815
	9G12A1		Gun Platforms 1812/14 War & 1837 Rebellion
	9G13A1		Barrack/Carpenter's Shop/Stables 1814-1850
	9G15C5		Stone Barracks 1813/14-1872
	9G17A1		Commissariat Officers Quarters/Church 1816-1870
	9G51A2		General Provenience
Category 9	9G51A2		
	9G4A18	(5)	Commanding Officer's Quarters 1781-1870
	9G5X2		South Storehouse 1780 to late 1820s
	9G8C3		South Blockhouse ca. 1779-1830s
	9G15B5		Stone Barracks 1813/14-1872
	9G51A1		General Provenience
Category 10	9G4A11	(4)	Commanding Officer's Quarters 1781-1870
	9G4A18		
	9G4A18		
	9G4A18		
Category 11	9G6H5	(4)	North Storehouse ca. 1779 to late 1820s
	9G11H1		Hospital/Master Carpenter's Quarters pre-1812-1815
	9G11U6		
	9G39A1		Road (east & west of Canal)
Category 12	9G4D3	(10)	Commanding Officer's Quarters 1781-1870

	9G6E2	North Storehouse ca. 1779 to late 1820s
	9G8S1	South Blockhouse ca. 1779-1830s
	9G11V6	Hospital/Master Carpenter's Quarters pre-1812-1815
	9G12E1	Gun Platforms 1812/14 War & Rebellion of 1837
	9G13H1	Barrack/Carpenter's Shop/Stables 1814-1850
	9G15M3	Stone Barracks 1813/14-1872
	9G21C1	Guard House 1815-1872
	9G22A2	Bakehouse 1815-1872
	9G25E1	Barracks Store 1827/28-1872
Category 13	9G7B3 (8)	North Blockhouse 1779-1850s
	9G9H1	Hospital pre-1812-1823
	9G12E1	Gun Platforms 1812/14 War & Rebellion of 1837
	9G12E1	Gun Platforms 1812/14 War & Rebellion of 1837
	9G15Z1	Stone Barracks 1813/14-1872
	9G51A1	General Provenience
	9G51A2	
	9G51B1	
Category 14	9G4C3 (8)	Commanding Officer's Quarters 1781-1870
	9G4C7	
	9G4D3	
	9G7B2	North Blockhouse 1779-1850s
	9G12B1	Gun Platforms 1812/14 War & Rebellion of 1837
	9G15D4	Stone Barracks 1813/14-1872
	9G15P5	
	9G51A1	General Provenience
Category 15	9G51A2 (1)	General Provenience
Category 16	9G1B7 (11)	Canal & Features 1779-1840s
	9G1B11	
	9G1B20	
	9G5A1	South Storehouse 1780-late 1820s
	9G5S1	
	9G9AA1	Hospital pre-1812-1823
	9G11V6	Hospital/Master Carpenter's Quarters pre-1812-1815
	9G12E1	Gun Platforms 1812/14 War & Rebellion of 1837
	9G25C3	Barracks Store 1827/28-1872
	9G51A2	General Provenience
	9G51A2	
Category 17	9G4C7 (16)	Commanding Officer's Quarters 1781-1870
	9G4D4	
	9G6A1	North Storehouse ca. 1779 to late 1820s
	9G7F1	North Blockhouse 1779-1850s
	9G8C4	South Blockhouse ca. 1779-1830s

	9G9H2		Hospital pre-1812-1823
	9G9K1		
	9G15F3		Stone Barracks 1813/14-1872
	9G15G3		
	9G15H3		
	9G15N3		
	9G22L1		Bakehouse 1815-1872
	9G22L1		
	9G24D1		Cookhouse 1815-1872
	9G39B1		Road (east & west of Canal)
	9G39B1		
Category 18	9G7D1	(4)	North Blockhouse 1779-1850s
	9G22P1		Bakehouse 1815-1872
	9G26A2		Retaining Wall 1814 (plans)
	9G44N1		Cloverleaf Bastion used 1812/14 War
Fragments			
Knife blades	9G6F2	(19)	North Blockhouse ca. 1779 to late 1820s
	9G9A1		Hospital pre-1812-1823
	9G15A1		Stone Barracks 1813/14-1872
	9G15B11		
	9G15D1		
	9G15D3		
	9G15N3		
	9G15Z1		
	9G22B1		Bakehouse 1815-1872
	9G22J1		
	9G22K1		
	9G23C1		Barrack Master's Quarters 1815-1850s
	9G23D1		
	9G24D1		Cookhouse 1815-1872
	9G26A3		Retaining Wall 1814 (plans)
	9G39B1		Road (east & west of Canal)
	9G51A2		General Provenience
	9G51A2		
	9G51A2		
Handle Fragments			
	9G42A1	(1)	Gun Platforms 1812/14 War & Rebellion of 1837
	9G9K7	(1)	Hospital pre-1812-1823
Clasp-Knives			
Category 1	9G11U2	(2)	Hospital/Master Carpenter's Quarters pre-1812-1815
	9G25B1		Barracks Store 1827/28-1872
Category 2	9G9K7	(4)	Hospital pre-1812-1823
	9G11U10		Hospital/Master Carpenter's Quarters pre-1812-1815
	9G11V3		
	9G51A2		General Provenience
Category 3	9G51A1	(1)	General Provenience
Category 4	9G11C1	(1)	Hospital/Master Carpenter's Quarters pre-1812-1815

Category 5	9G6A1	(4)	North Storehouse ca. 1779 to late 1820s
	9G8J1		South Blockhouse ca. 1779-1830s
	9G15J3		Stone Barracks 1813/14-1872
	9G39B1		Road (east & west of Canal)
Category 6	9G7F1	(1)	North Blockhouse 1779-1850s
Category 7	9G22G2	(1)	Bakehouse 1815-1872
Category 8	9G37B1	(1)	Miscellaneous Test Pit
Category 9	9G9D2	(1)	Hospital pre-1812-1823
Category 10	9G15M3	(1)	Stone Barracks 1813/14-1872
Category 11	9G9K7	(1)	Hospital pre-1812-1823
Category 12	9G51A2	(1)	General Provenience
Category 13	9G3F1	(1)	Octagonal Blockhouse ca. 1814-1837
Category 14	9G57A2	(1)	General Provenience
Category 15	9G5X5	(6)	South Storehouse 1780 to late 1820s
	9G7A2		North Blockhouse 1779-1850s
	9G9J4		Hospital pre-1812-1823
	9G9J6		
	9G9K6		
	9G39B1		Road (east & west of Canal)
Category 16	9G5I1	(4)	South Storehouse 1780 to late 1820s
	9G9G1		Hospital pre-1812-1823
	9G10H1		Cloverleaf Bastion used 1812/14 War
	9G15F3		Stone Barracks 1813/14-1872
Category 17	9G9D1	(1)	Hospital pre-1812-1823
Fragments			
Blades	9G4A9	(6)	Commanding Officer's Quarters 1781-1870
	9G5B1		South Storehouse 1780 to late 1820s
	9G7B3		North Blockhouse 1779-1850s
	9G9B1		Hospital pre-1812-1823
	9G15J3		Stone Barracks 1813/14-1872
	9G51A2		General Provenience
	9G32A1	(1)	Officers' Servants Quarters 1815 (plans)
	9G7D1	(1)	North Blockhouse 1779-1850s
	9G7D1	(3)	North Blockhouse 1779-1850s
	9G15Z1		Stone Barracks 1813/14-1872
	9G45M3		Cloverleaf Bastion used 1812-1814 War
Mechanical parts			
	9G5A1	(12)	South Storehouse 1780 to late 1820s
	9G7E1		North Blockhouse 1779-1850s
	9G8C3		South Blockhouse ca. 1779-1830s
	9G9D1		Hospital pre-1812-1823
	9G9Q1		
	9G11V6		Hospital/Master Carpenter's Quarters pre-1812-1815
	9G11V6		
Mechanical parts			
	9G21B1		Guard House 1815-1872
	9G25C1		Barracks Store 1827/28-1872
	9G26A2		Retaining Wall 1814 (plans)
	9G39A1		Road (east & west of Canal)
	9G54A1		General Provenience

Case-knife	9G10H1	(1)	Cloverleaf Bastion used 1812-1814 War
Forks			
Category 1	9G6F2	(3)	North Storehouse ca. 1779 to late 1820s
	9G11V6		Hospital/Master Carpenter's Quarters pre-1812-1815
	9G23B1		Barrack Master's Quarters 1815-1850s
Category 2	9G4A18	(2)	Commanding Officer's Quarters 1781-1870
	9G4C13		
Category 3	9G4A18	(18)	Commanding Officer's Quarters 1781-1870
	9G4A18		
	9G4C1		
	9G4C14		
	9G4D3		
	9G4D7		
	9G8G5		South Blockhouse ca. 1779-1830s
	9G9B1		Hospital pre-1812-1823
	9G9D2		
	9G11K1		Hospital/Master Carpenter's Quarters pre-1812-1815
Category 3	9G11N1		Hospital/Master Carpenter's Quarters pre-1812-1815
	9G11N3		
	9G11V3		
	9G15F3		Stone Barracks 1813/14-1872
	9G15N3		
	9G23D1		Barrack Master's Quarters 1815-1850s
	9G23D1		
	9G39B1		Road (east & west of Canal)
Category 4	9G1B23	(14)	Canal & Features 1779-1840s
	9G4B17		Commanding Officer's Quarters 1781-1870
	9G4D3		
	9G6E2		North Storehouse ca. 1779-late 1820s
	9G7F2		North Blockhouse 1779-1850s
	9G9AA1		Hospital pre-1812-1823
	9G9C1		
	9G12B1		Gun Platforms 1812-14 War & Rebellion of 1837
	9G15K3		Stone Barracks 1813/14-1872
	9G15L3		
	9G15Z1		
	9G17D1		Commissariat Officers Quarters/ Church 1816-1870
	9G23B1		Barrack Master's Quarters 1815-1850s
	9G51A1		General Provenience
Category 5	9G1B23	(14)	Canal & Features 1779-1840s
	9G4A18		Commanding Officer's Quarters 1781-1870
	9G6H1		North Storehouse ca. 1779 to late 1820s

	9G9C1		Hospital pre-1812-1823
	9G9H1		
	9G15F3		Stone Barracks 1813/14-1872
	9G15M3		
	9G17A1		Commissariat Officers Quarters/ Church 1816-1870
	9G21C1		Guard House 1815-1872
	9G22A1		Bakehouse 1815-1872
	9G23B1		Barrack Master's Quarters 1815-1850s
	9G23C1		
	9G39B1		Road (east & west of Canal)
	9G42M1		Gun Platforms 1812/14 War & Rebellion of 1837
Category 6	9G3A1	(26)	Octagonal Blockhouse ca. 1814-1837
	9G4A10		Commanding Officer's Quarters 1781-1870
	9G5B4		South Storehouse 1780 to late 1820s
	9G5M1		
	9G5M1		
	9G5M3		
	9G5N2		
	9G6A1		North Storehouse ca. 1779 to late 1820s
	9G7D1		North Blockhouse 1779-1850s
	9G7D1		
	9G7E1		
	9G8C3		South Blockhouse ca. 1779-1830s
	9G9H2		Hospital pre-1812-1823
	9G9T1		
	9G12A1		Gun Platforms 1812/14 War & Rebellion of 1837
	9G12A1		
	9G14D1		Powder Magazine 1814/15-1872
	9G15F3		Stone Barracks 1813/14-1872
	9G15G3		
	9G15G3		
	9G15M3		
	9G15M3		
	9G21B1		Guard House 1815-1872
	9G40C1		Barrack Master's Quarters
	9G51A2		General Provenience
	9G51B1		
Category 7	9G3A2	(5)	Octagonal Blockhouse ca. 1814-1837
	9G11U3		Hospital/Master Carpenter's Quarters pre-1812-1815
	9G21A1		Guard House 1815-1872
	9G51A5		General Provenience
	9G11V6		Hospital/Master Carpenter's Quarters pre-1812-1815
Category 8	9G4D3	(3)	Commanding Officer's Quarters 1781-1870
	9G4D3		
	9G4D3		

Category 9	9G3J1 (2)	Octagonal Blockhouse ca. 1814 - 1837
	9G31C1	Palisade
Category 10	9G51A3 (1)	General Provenience
Category 11	9G12E1 (1)	Gun Platforms 1812/14 War & Rebellion of 1837
Catetory 12	9G7B3 (1)	North Blockhouse 1779-1850s
Category 13	9G9B1 (1)	Hospital pre-1812-1823
Fragments	9G1A1 (27)	Canal & Features 1779-1840s
	9G1B1	
	9G3F1	Octagonal Blockhouse ca. 1814-1837
	9G4A15	Commanding Officer's Quarters 1781-1870
	9G4A18	
	9G4B3	
	9G5A1	South Storehouse 1780 to late 1820s
	9G5B1	
	9G5M1	
	9G5M1	
	9G5O1	
	9G5P1	
	9G7A21	North Blockhouse 1779-1850s
	9G7J1	
	9G7J1	
	9G7J1	
	9G8S1	South Blockhouse ca. 1779-1830s
	9G15M3	Stone Barracks 1813/14-1872
	9G15W3	
	9G15Z1	
	9G23D1	Barrack Master's Quarters 1815-1850s
	9G23D1	
	9G25E1	Barracks Store 1827/28-1872
	9G26A2	Retaining Wall 1814 (plans)
	9G26A4	
	9G33A1	Miscellaneous Test Area
	9G39B1	Road (east & west of Canal)
	9G4A18 (3)	Commanding Officer's Quarters 1781-1870
	9G4A18	
	9G51A2	General Provenience
	9G4A9 (7)	Commanding Officer's Quarters 1781-1870
	9G11V6	Hospital/Master Carpenter's Quarters pre-1812-1815
	9G15M2	Stone Barracks 1813/14-1872
	9G15Z1	
	9G39B1	Road (east & west of Canal)
	9G40K1	Barracks Master's Quarters
	9G51A2	General Provenience
	9G4C3 (5)	Commanding Officer's Quarters 1781-1870
	9G4D3	
	9G5F3	South Storehouse 1780 to late 1820s

9G6D1		North Storehouse ca. 1779 to late 1820s
9G7D1		North Blockhouse 1779-1850s
9G4F1	(3)	Commanding Officer's Quarters 1781-1870
9G9AA1		Hospital pre-1812-1823
9G39B1		Road (east & west of Canal)

Bone and Antler Handle Fragments for Knives or Forks

flat bone scales

with bevelled	9G1A1	(16)	Canal & Features 1779-1840s
edges	9G1B20		
	9G5A1		South Storehouse 1780 to late 1820s
	9G5E2		
	9G6A1		North Storehouse ca. 1779 to late 1820s
	9G6G1		
	9G7A2		North Blockhouse 1779-1850s
	9G7B2		
	9G8C3		South Blockhouse ca. 1779-1830s
	9G8C5		
	9G8C6		
	9G8N1		
	9G15H3		Stone Barracks 1813/14-1872
	9G15L3		
	9G17L1		Commissariat Officers Quarters/ Church 1816-1870
	9G21C1		Guard House 1815-1872

flat bone scales

plano-convex	9G1A1	(34)	Canal & Features 1779-1840s
	9G1A1		
	9G1B7		
	9G1B21		
	9G1B23		
	9G1B25		Canal & Features 1779-1840s
	9G1B27		
	9G4B6		Commanding Officer's Quarters 1781-1870
	9G5A1		South Storehouse 1780 to late 1820s
	9G5B1		
	9G5B1		
	9G5B1		
	9G5M1		
	9G5X3		
	9G6G1		North Storehouse ca. 1779 to late 1820s
	9G7A1		North Blockhouse 1779-1850s
	9G7A1		
	9G7A1		
	9G7B3		
	9G7E1		
	9G8B4		South Blockhouse ca. 1779-1830s
	9G9AA1		Hospital pre-1812-1823
	9G15B3		Stone Barracks 1813/14-1872
	9G15B5		

	9G15C3		
	9G15L1		
	9G15Y1		
	9G21B1		Guard House 1815-1872
	9G22K1		Bakehouse 1815-1872
	9G26A1		Retaining Wall 1814 (plans)
	9G26A2		
	9G26A4		Retaining Wall 1814 (plans)
	9G26R4		
	9G51A2		General Provenience
bone scales, flat in cross-section; curved & diverging toward butt	9G9D4	(1)	Hospital pre-1812-1823
bone scales, flat in cross-section; tapered to a straight end	9G48K43	(1)	Cloverleaf Bastion used 1812/14 War
rat-tail bone handles; rectangular in cross-section	9G1A1 9G4A18 9G4B4 9G4C7 9G7B3 9G17P1 9G25C1 9G26D1 9G32A2	(9)	Canal & Features 1779-1840s Commanding Officer's Quarters 1781-1870 North Blockhouse 1779-1850s Commissariat Officer's Quarters 1816-1870 Barracks Store 1827/28-1872 Retaining Wall 1814 (plans) Officers' Servants Quarters 1815 (plans)
rat-tail bone joint handle	9G15J3	(1)	Stone Barracks 1813/14-1872
rat-tail antler handles	9G4B7 9G5D1 9G5G3 9G7C1 9G7F2 9G15F3 9G15M3 9G15N3	(8)	Commanding Officer's Quarters 1781-1870 South Storehouse 1780 to late 1820s North Blockhouse 1779-1850s Stone Barracks 1813/14-1872
Spoons			
Category 1	9G1B7 9G1B36 9G3A2) 9G3H1) 9G3H1	(14)	Canal & Features 1779-1840s Octagonal Blockhouse ca. 1814-1837 mend

	9G4C3		Commanding Officer's Quarters 1781-1870
	9G5N2		South Storehouse 1780 to late 1820s
	9G6D2		North Storehouse ca. 1779 to late 1820s
	9G6M3		
	9G8S1		South Blockhouse ca. 1779-1830s
	9G15F3		Stone Barracks 1813/14-1872
	9G15N3		
	9G21C1		Guard House 1815-1872
	9G51A1		General Provenience
	9G51A2		
Category 2	9G6J2	(1)	North Storehouse ca. 1779 to late 1820s
Category 3	9G22N3	(1)	Bakehouse 1815-1872
Category 4	9G21A1	(1)	Guard House 1815-1872
Category 5	9G4B3	(1)	Commanding Officer's Quarters 1781-1870
Category 6	9G7A2	(4)	North Blockhouse 1779-1850s
	9G21A1		Guard House 1815-1872
	9G21A1		
	9G51A2		General Provenience
Category 7	9G5N2	(5)	South Storehouse 1780 to late 1820s
	9G6B1		North Storehouse ca. 1779 to late 1820s
	9G7F2		North Blockhouse 1779-1850s
	9G9K6		Hospital pre-1812-1823
	9G39B1		Road (east & west of Canal)
Category 8	9G4A10	(2)	Commanding Officer's Quarters 1781-1870
	9G21C1		Guard House 1815-1872
Category 9	9G15N3	(1)	Stone Barracks 1813/14-1872
Category 10	9G5N2	(2)	South Storehouse 1780 to late 1820s
	9G40A1		Barracks Master's Quarters
Category 11	9G15C3	(2)	Stone Barracks 1813/14-1872
	9G15M3		
Category 12	9G22H1	(1)	Bakehouse 1815-1872
Category 13	9G4C14	(1)	Commanding Officer's Quarters 1781-1870
Category 14	9G26A4	(1)	Retaining Wall 1814 (plans)
Category 15	9G9H3	(1)	Hospital pre-1812-1823
Category 16	9G15Y1	(1)	Stone Barracks 1813/14-1872
Fragments			
Spoon handles	9G1B17	(9)	Canal & Features 1779-1840s
	9G1B20		
	9G4B7		Commanding Officer's Quarters 1781-1870
	9G5B1		South Storehouse 1780 to late 1820s
	9G7B2		North Blockhouse 1779-1850s
	9G7B3		
	9G15H3		Stone Barracks 1813/14-1872
	9G15H3		
	9G51A2		General Provenience
	9G51A1	(1)	General Provenience
	9G4C1	(13)	Commanding Officer's Quarters 1781-1870

9G8B1	South Blockhouse ca. 1779-1830s
9G9AA1	Hospital pre-1812-1823
9G9D3	
9G9D3	
9G9F2	
9G9K7	
9G15E3	Stone Barracks 1813/14-1872
9G21C1	Guard House 1815-1872
9G32J2	Officers' Servants Quarters
9G45S4	Cloverleaf Bastion used 1812/14 War
9G48A87	
9G51A1	General Provenience
9G7G2 (2)	North Blockhouse 1779-1850s
9G7G2	
9G5G2 (7)	South Storehouse 1780 to late 1820s
9G7G2	North Blockhouse 1779-1850s
9G12A1	Gun Platforms 1812/14 War & Rebellion of 1837
9G13F1	Barrack/Carpenter's Shop/Stables 1814-1850
9G15J3	Stone Barracks 1813/14-1872
9G22J1	Bakehouse 1815-1872
9G51A1	General Provenience
9G4A12 (16)	Commanding Officer's Quarters 1781-1870
9G5E4	South Storehouse 1780 to late 1820s
9G6H1	North Storehouse ca. 1779-1820s
9G8I16	South Blockhouse ca. 1779-1830s
9G9K7	Hospital pre-1812-1823
9G9L1	
9G15E3	Stone Barracks 1813/14-1872
9G15G3	
9G15H3	
9G15J3	
9G15P3	
9G15Z1	
9G22N3	Bakehouse 1815-1872
9G23B1	Barrack Master's Quarters 1815-1850s
9G39B1	Road (east & west of Canal)
9G51A2	General Provenience
9G6G2 (2)	North Storehouse ca. 1779-1820s
9G11V3	Hospital/Master Carpenter's Quarters pre-1812-1815
9G4A10 (6)	Commanding Officer's Quarters 1781-1870
9G4C9	
9G4D3	Commanding Officer's Quarters 1781-1870
9G15L3	Stone Barracks 1813/14-1872
9G15M3	
9G17L1	Commissariat Officers Quarters 1816-1870

	9G2C1	(1)	Scarp Wall
	9G9K5	(1)	Hospital pre-1812-1823
Bowl/stem	9G9D3	(2)	Hospital pre-1812-1823
	9G51A1		General Provenience
	9G9D1	(1)	Hospital pre-1812-1823
	9G11V3	(1)	Hospital/Master Carpenter's Quarters pre-1812-1815
	9G4D3	(7)	Commanding Officer's Quarters 1781-1870
	9G5X3		South Storehouse 1780 to late 1820s
	9G5X5		
	9G15B8		Stone Barracks 1813/14-1872
	9G15E3		
	9G21B1		Guard House 1815-1872
	9G21C1		
	9G5G2	(12)	South Storehouse 1780 to late 1820s
	9G5M1		
	9G7A21		North Blockhouse 1779-1850s
	9G7S1		
	9G8C4		South Blockhouse ca. 1779-1830s
	9G15G3		Stone Barracks 1813/14-1872
	9G15J3		
	9G15P5		
	9G23D1		Barrack Master's Quarters 1815-1850s
	9G25E2		Barracks Store 1827/28-1872
	9G25H1		
	9G39B1		Road (east & west of Canal)
	9G8C6	(4)	South Blockhouse ca. 1779-1830s
	9G9S1		Hospital pre-1812-1823
	9G15B13		Stone Barracks 1813/14-1872
	9G51A1		General Provenience
	9G6C1	(3)	North Storehouse ca. 1779 to late 1820s
	9G8H1		South Blockhouse ca. 1779-1830s
	9G15C3		Stone Barracks 1813/14-1872
	9G9D4	(2)	Hospital pre-1812-1823
	9G25H1		Barracks Store 1827/28-1872
Bowl	9G11Q1	(1)	Hospital/Master Carpenter's Quarters pre-1812-1815
	9G4B3	(7)	Commanding Officer's Quarters 1781-1870
	9G6G1		North Storehouse ca. 1779 to late 1820s
	9G6P2		
	9G7A1		North Blockhouse 1779-1850s
	9G7B3		
	9G9K7		Hospital pre-1812-1823
	9G15N3		Stone Barracks 1813/14-1872
	9G4D3	(4)	Commanding Officer's Quarters 1781-1870
	9G9K7		Hospital pre-1812-1823
	9G15A1		Stone Barracks 1813/14-1872
	9G26A2		Retaining Wall 1814 (plans)

Scissors

Category 1	9G4B3	Commanding Officer's Quarters 1781-1870
	9G4C7	
	9G5A1	South Storehouse 1780 to late 1820s
	9G5A1	
	9G6D2	North Storehouse ca. 1779 to late 1820s
	9G6F1	
	9G9C2	Hospital pre-1812-1823
	9G9K6	
	9G9K7	
	9G11M1	Hospital Master Carpenter's Quarters pre-1812-1815
	9G15F3	Stone Barracks 1813/14-1872
Category 2	9G26A4	Retaining Wall 1814 (plans)
	9G1B28	Canal & Features 1779-1840s
	9G26A4	Retaining Wall 1814 (plans)
	9G32B1	Officers' Servants Quarters 1815 (plans)
Category 3	9G9AA1	Hospital pre-1812-1823
	9G21B1	Guard House 1815-1872
Category 4	9G32H1	Officers' Servants Quarters 1815 (plans)
Category 5	9G15C3	Stone Barracks 1813/14-1872
Category 6	9G9A1	Hospital pre-1812-1815
Category 7	9G15H3	Stone Barracks 1813/14-1872
Category 8	9G21C1	Guard House 1815-1872
Category 9	9G4B15	Commanding Officer's Quarters 1781-1870
Category 10	9G5E1	South Storehouse 1780 to late 1820s
	9G9D3	Hospital pre-1812-1823
	9G9H3	
	9G9K7	
	9G9K7	
	9G47K4	Cloverleaf Bastion used 1812-1814 War
Fragments		
Bow-shank	9G15A1 (1)	Stone Barracks 1813/14-1872
	9G14D1 (2)	Powder Magazine 1814/15-1872
	9G39B1	Road (east & west of Canal)
	9G5N3 (6)	South Storehouse 1780 to late 1820s
	9G6J4	North Storehouse ca. 1779 to late 1820s
	9G24D1	Cookhouse 1815-1872
	9G25G1	Barracks Store 1827/28-1872
	9G28A1	The Maypole 1814
	9G38A1	Road (south of ramp)
	9G15B18 (1)	Stone Barracks 1813/14-1872
Bow	9G9H2 (2)	Hospital pre-1812-1823
	9G11V3	Hospital/Master Carpenter's Quarters pre-1812-1815
Blade	9G39B1 (1)	Road (east & west of Canal)
	9G9K7 (3)	Hospital pre-1812-1823
	9G15B1	Stone Barracks 1813/14-1872
	9G39B1	Road (east & west of Canal)
	9G5A1 (2)	South Storehouse 1780 to late 1820s

	9G9H1	Hospital pre-1812-1823
Straight Razors		
Category 1	9G9D2	Hospital pre-1812-1823
	9G14E1	Powder Magazine 1814/15-1872
	9G15Z1	Stone Barracks 1813/14-1872
Category 2	9G11V6	Hospital/Master Carpenter's Quarters pre-1812-1815
Category 3	9G50B16	Cloverleaf Bastion used 1812-1814 War
Category 4	9G32A1	Officers' Servants Quarters 1815 (plans)
Category 5	9G4D3	Commanding Officer's Quarters 1781-1870
	9G51A2	General Provenience
Category 6	9G15D3	Stone Barracks 1813/14-1872
Fragment		
Blade	9G11V6	Hospital/Master Carpenter's Quarters pre-1812-1815
Handle	9G5E3	South Storehouse 1780 to late 1820s

BIBLIOGRAPHY

- Belden, Gail and Michael Snodin. 1976. Collecting for Tomorrow. Spoons. Radnor, Penn. U.S.A.
- Bexfield, Harold. 1945. A Short History of Sheffield Cutlery and the House of Wostenholm. n.p.
- Bigelow, Francis Hill. 1931. Historic Silver of the Colonies and its Makers. The MacMillan Co., New York.
- Brett, Gerard. 1968. Dinner is Served. A History of Dining in England 1400-1900. Rupert Hart-Davis, London.
- Brunner, Herbert. 1967. Old Table Silver. Faber & Faber, London.
- Currier, Ernest M.. 1970. Marks of Early American Silversmiths. Robert Allan Green, Harrison, New York.
- Directory of Sheffield; Including the Manufacturers of the Adjacent Villages: With the Several Marks of the Cutlers, Scissor & Filesmiths, Edgetool, & Sickle Makers. To Which are Added, the Regular Setting Out and Return of the Posts; And a Correct List of the Coaches & Waggon's, A. 1787. Compiled and Printed by Gales & Martin, for G.G.J. & J. Robinson, London.
- Directory of Sheffield, Including the Manufacturers of the Adjacent Villages: With the Several Marks of the Cutlers, Scissors & File-smiths, (sic) Edgetool & Sickle Makers. To Which are Added, the Regular Setting Out and Return of the Posts; And a Correct List of the Coaches and Waggon's, A. 1797. Printed by J. Montgomery for John Robinson, London.
- Frank, E.B. 1950. Old French Iron Work, The Craftsman and His Art. Harvard University Press, Cambridge, Mass.
- Grimm, Jacob L. 1970. "Archaeological Investigation of Fort Ligonier, 1960-1965." Annals of Carnegie Museum, Vol. 42. Pittsburgh.
- Himsworth, J.B. 1953. The Story of Cutlery from Flint to Stainless Steel. Ernest Benn Ltd., London.
- Howard, Montague. 1903. Old London Silver, Its History, Its Makers and Its Marks. Charles Scribner's Sons, London.

- Ingram, George and William J. Folan. 1977. "The Fort at Coteau du Lac: Four Reports." Manuscript Report Series 186. National Historic Parks and Sites Branch, Ottawa.
- Jackson, Charles James. 1892. "The Spoon and its History; its Form; Material and Development, More Particularly in England." Archaeologia. Vol. 53, pp. 107-146.
- . 1964. English Goldsmiths and Their Marks. Reprint of 1921 ed. Dover Publications Inc., New York.
- Karklins, Karlis. 1974. "The Old Fort Point Site: Fort Wedderburn II?" Manuscript on file, National Historic Parks and Sites Branch, Ottawa. (Now available in Canadian Historic Sites: Occasional Papers in History and Archaeology No. 26 [1981], Ottawa.)
- Kidd, Kenneth E. 1972. "The Dating of Cutlery Objects for the Use of Archaeologists." Manuscript on file, National Historic Parks and Sites Branch, Ottawa.
- Kidd, Robert S. 1970. "Fort George and the Early Fur Trade in Alberta." Provincial Museum & Archives of Alberta, Publication No. 2.
- Kovel, Ralph M. and Terry H. Kovel. 1961. A Directory of American Silver, Pewter and Silver Plate. Crown Publishers Inc., New York.
- Lassen, Erik. 1960. Knives, Forks and Spoons. Høst & Søn, Copenhagen.
- Lloyd, G.I.H. 1968. The Cutlery Trades. Reprint of 1913 ed. Frank Cass & Co. Ltd., London.
- Lummus, Henry T. 1922. "Old Sheffield Razors." Antiques, Vol. 2. No. 6 (January 1922), pp. 261-267. Mass., U.S.A.
- Maxwell, Moreau S. and Lewis Binford. 1961. "Excavation at Fort Michilimackinac, Mackinac City, Michigan, 1959 Season." Michigan State University Cultural Series, Vol. 1, No. 1. Lansing, Michigan.
- Noël Hume, Ivor. 1962. "Excavations at Rosewell, in Gloucester County, Virginia, 1957-1959." Smithsonian Institution, Bulletin 225, pp. 53-229. Washington, D.C.
- . 1966. "Excavations at Tutter's Neck in James City County, Virginia, 1960-1961." Smithsonian Institution, Paper 53. Washington, D.C.
- . 1969. Historical Archaeology. Alfred A. Knopf, New York.
- . 1970. A Guide to Artifacts of Colonial America. Alfred A. Knopf, New York.
- Oxford English Dictionary, The Compact Edition. 1971. Reprinted 1972. Vol. 1, A-O. New York.

- Peterson, Harold L. 1958. American Knives. The First History and Collector's Guide. Charles Scribner's Sons, New York.
- Priess, Peter, P. Michael Shaughnessy and Barbara J. Wade. 1975. "Hardware from Fort Beauséjour, New Brunswick." Manuscript on file, National Historic Parks and Sites Branch, Ottawa.
- Raymond, Percy E. 1949. "Latten Spoons from the Old Colony." Bulletin of the Massachusetts Archaeological Society, Vol. XL, Oct.
- Singleton, H. Raymond. 1970. A Chronology of Cutlery. Sheffield City Museum, Third Impression.
- Smith, Joseph. 1975. Explanation or Key, to the Various Manufactories of Sheffield, with Engravings of each Article. John S. Kebabian, ed. Reprint of 1816 ed. The Early American Industries Association, South Burlington, Vt.
- Traquair, Ramsay. 1973. The Old Silver of Quebec. Reprint of 1940 ed. The MacMillan Co., Toronto.
- Wade, Barbara J. 1975. "Cutlery from the Roma Site." Manuscript on file, National Historic Parks and Sites Branch, Ottawa. (Now available in History and Archaeology/Histoire et Archéologie, No. 27 [1979], Ottawa).
- Watkins, C. Malcolm. 1968. "The Cultural History of Marlborough, Virginia." Smithsonian Institution, Bulletin 253. Washington, D.C.
- Wiss, J. and Sons Co. 1948. A Story of Shears and Scissors, 1848-1948. Newark, New Jersey.

